



# ON COURSE PROFITS


**Inside: The Willie Mullins System with a 62% Strike Rate**

**You Can Win Big Betting Last Time Out Winners - Details Inside**

**Cheltenham Winning Angles and Selections Inside**

**Platinum Edition**

**Issue 112 March 2024**



## Editors' Welcome

Welcome to the March issue of On Course Profits magazine.

It's not long now.

Before you know it, Cheltenham will be here and hopefully it will bring big profits.

Personally, I will be paying close attention to the selections of this month's sponsor, Loves Racing. When I say close attention, I mean I'll be throwing twenty-pound notes at everything Brett advises.

Brett has a great record at Cheltenham and a great offer which will get you selections in almost every race for just £19.99 – [Click Here to Book your place](#)

In this month's magazine, David Renham has analysed the Cheltenham betting markets for the big races.

You can rely on David to come up with an alternate angle and the angle is that he's applied his 'draw thirds' method to the betting markets. It will make sense when you read it.

Ben has looked at trainers who do well in Spring and has researched some systems with some big ROI's including a system that follows Willie's Cheltenham winners.

Clive has shared a few dozen angles for Cheltenham and a few more for the new flat season.

And Alex has some more bets to add to your Cheltenham ante-post portfolio.

Just the other day I was thinking about having a bet on a horse that had won its last three races and I thought 'I wonder how often a horse wins four on the bounce'.

Turns out that it happens plenty and in David's second piece this month he shares the facts about last time-out winners.

Steve has investigated Jockey Trainer combos that profit and a couple of systems have come out of that research.

We also have the latest extract from Paul Moon's book and if you want to read it all in one go you can get it on [Amazon here](#).

Finally, we have our product review updates and the latest results for the system selections.

I hope you enjoy this month's magazine.

All the best

**Darren Power**

# Brett Love Is A **Horse Racing Profit Machine** And He Wants To Share His Cheltenham Selections With You



## Brett's Cheltenham Record

🐎 2020 + £1,047 + 91% ROI

🐎 2021 + £1,402 + 115% ROI

🐎 2022 + £90 + 5% ROI

🐎 2023 + £618 + 63% ROI

[Click Here to Secure Your Place](#)



### Fully Backed by our **100% RISK FREE GUARANTEE**

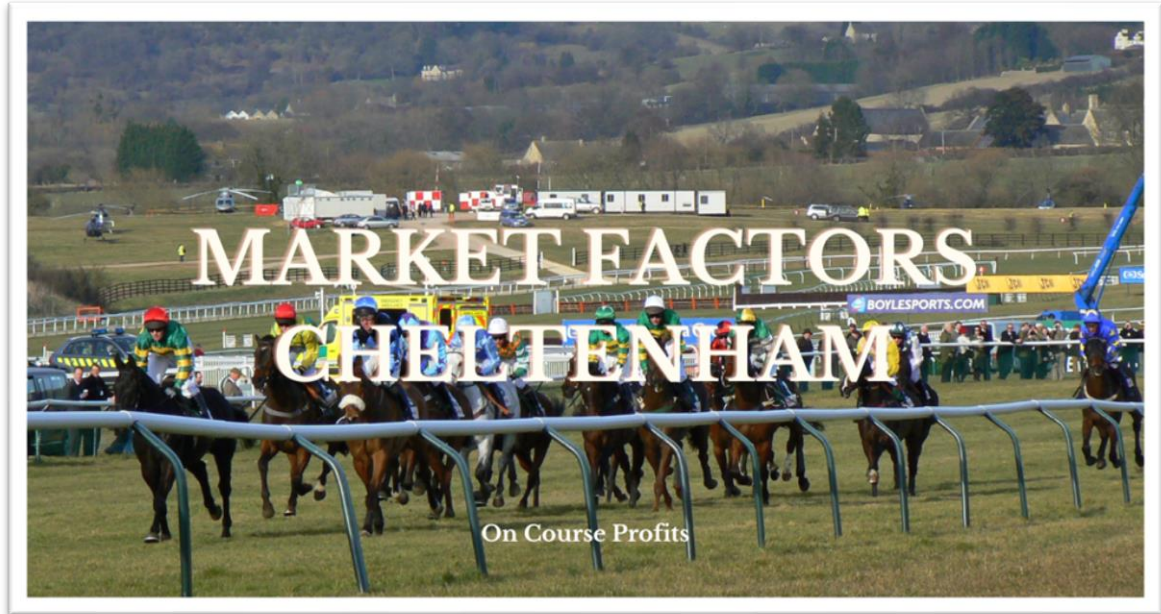
If you follow Brett's advice and don't come out of Cheltenham with at least 10 points of profit we will add you to Brett's main service free of charge until you have achieved 20 points of profit.

“ Just like to say well done for an incredible Cheltenham. I was up 63 points!!! Brilliant

Alastair T, Happy Member

“ Thanks Brett for a great festival!  
I put doubles, trebles and 4-folds on your selections as well and that added a tidy sum to my bets so thanks again and keep up the good work

David G, Happy Member



## Market Factors for Cheltenham

By the time you read this we will be within a couple of weeks of arguably the biggest racing festival of the year at Cheltenham. In this article I am going to look at an alternative way to look at market trends in some of the Cheltenham festival races.

I will be looking back to 1997 giving me 26 years of race data.

Normally with big race trends when you analyze past market factors you focus on the favourite, or specific price brackets. Here I am going to split the betting market data for each race into three thirds – essentially this is the same way that I use to investigate draw bias at individual course and distances.

The idea is a relatively straight-forward one.

Horses with the shortest prices will be placed in the top third of the market, more mid-range prices will be placed in the middle third of the market, while the bigger prices will be placed in the bottom third of the market.

One slight downfall of this method is that there is not always an even split due to the actual number of runners. However, I will use the same ‘tweak’ I do for my draw bias work meaning that it should balance out fairly as the table below shows:

<b>Number of Runners</b>	<b>Top 1/3 of Market Number of Runners</b>	<b>Middle 1/3 of Market Number of Runners</b>	<b>Bottom 1/3 of Market Number of Runners</b>
6	2	2	2
7	2	3	2
8	3	2	3
9	3	3	3
10	3	4	3
11	4	3	4
12	4	4	4
13	4	5	4
14	5	4	5
15	5	5	5
16	5	5	5
17	6	5	6

Hence, with 7, 10, 13 or 16 runners, the middle ‘third’ gets the extra runner, while races with 8, 11, 14 or 17 runners the top and bottom ‘thirds’ get the extra runner. Hopefully therefore, we will get a fairly accurate reflection of how the market behaves.

From 2008 onwards I have used Betfair Starting Price (BSP) rather than Industry Starting Price to do this as it makes the splits easier due to very few joint market positions. For the years 1997 to 2007 I have used Industry SP as BSP was not ‘a thing’ then.

Each ‘third’ will produce a percentage win figure – in simplistic terms let us imagine a series of 100 races. If the top ‘third’ of the market won 65 of those races; the middle ‘third’ won 25 and the bottom ‘third’ won 10, then the market percentages would be 65% for the top, 25% for the middle and 10% for the bottom.

## Gold Cup

– Let me start by looking at the biggest race of the week. This 3-mile 2-furlong chase takes place on the last day of the meeting and here are the market splits:

<b>Top 1/3 of Market (%)</b>	<b>Middle 1/3 of Market (%)</b>	<b>Bottom 1/3 of Market (%)</b>
80.8	15.4	3.8

As we can see this race has been dominated by the front end (top third) of the betting market. Essentially 8 out of every 10 races have gone to that group.

Now of course you would expect this group to dominate, and hence it will be interesting to compare these figures with other races.

For the record 21 out of the last 23 Gold Cups (91.3%) have seen the winner come from the top third of the betting market. In terms of ‘places’ – of the 52 horses that have finished 2<sup>nd</sup> or

3<sup>rd</sup>, 23 came from the top third of the betting (44.2%), 20 came from the middle third (38.5%) and 9 came from the bottom third (17.3%).

Hence, the stats are clearly pointing towards the top third of the market for win bet purposes.

If you are a placepot player, then there may be some value in putting in a horse or two from the middle third of the market.

## Champion Hurdle

– Onto the biggest hurdle race of the week run on the first day, the Tuesday – it is of course the Champion Hurdle. The market percentage splits are as follows:

Top 1/3 of Market (%)	Middle 1/3 of Market (%)	Bottom 1/3 of Market (%)
73.1	23.1	3.8

A similar set of figures to the Gold Cup, although not quite as biased to the front end of the market in terms of wins. Having said that, this has clearly not been a race for shocks. Indeed, only four other horses from the bottom third of the betting market have finished either 2<sup>nd</sup> or 3<sup>rd</sup>. Keeping with the 2<sup>nd</sup> / 3<sup>rd</sup> theme, 29 came from the top third of the betting (55.8%), 19 came from the middle third (36.5%).

Therefore, when looking at the race this year purely from a market perspective, it makes sense once again to focus on the top third of the market for win purposes.

For placepot punters, I would probably put in one horse from the top third and one from the middle. I suspect some of those horses in the middle third will be under-bet in the placepot giving you some value.

## Vincent O'Brien Handicap Hurdle

– Time to switch to a race that has huge fields, (the average field size going back to 1997 has been 25 runners) and is perceived to be ultra-competitive. It is the Vincent O'Brien Handicap Hurdle which is raced over 2 miles and a furlong.

Here are the betting market splits by thirds:

Top 1/3 of Market (%)	Middle 1/3 of Market (%)	Bottom 1/3 of Market (%)
65.4	23.1	11.5

Not quite the huge front end market bias seen in the first two races, but considering the type of race, I would imagine most of you would have expected a slightly lower figure for the top third of the market. I certainly did.

Now with four places up for grabs for placepot punters here are the splits for horses that finished 2<sup>nd</sup>, 3<sup>rd</sup>, or 4<sup>th</sup>:

<b>Top 1/3 of Market (%)</b>	<b>Middle 1/3 of Market (%)</b>	<b>Bottom 1/3 of Market (%)</b>
51.3	32.1	16.7

This is still not a race where it makes sense to me to put an outsider in the placepot. The odds looked really stacked against you. I would probably look to ‘play’ three in this race and split them two from the top third and one from the middle third.

## **Arkle Chase**

– A look at a novice event now, albeit a Grade 1 Novice event – The Arkle. This 2-mile chase has the following market splits:

<b>Top 1/3 of Market (%)</b>	<b>Middle 1/3 of Market (%)</b>	<b>Bottom 1/3 of Market (%)</b>
84.6	7.7	7.7

This race has the strongest market bias we have seen to date, which is interesting considering all the runners are relatively inexperienced racing over fences. 22 of the 26 races have been won by horses priced within the top third of the betting.

For the record 10 favourites have gone in along with five second favourites. In terms of 2<sup>nd</sup> and 3<sup>rd</sup> positions we get these splits:

<b>Top 1/3 of Market (%)</b>	<b>Middle 1/3 of Market (%)</b>	<b>Bottom 1/3 of Market (%)</b>
38.5	46.2	15.4

The bias is not replicated in the place figures, but with 22 winning horses out of the equation in terms of finishing 2<sup>nd</sup> or 3<sup>rd</sup>, this ‘modest’ figure is probably to be expected.

For the placepot I would consider going ‘banker’ on a horse from the top third of the market; the alternative is one from the top one from the middle.

Again, the outsider group do not look to be a viable option for placing, even taking into account their likely Tote betting pool figure.

I hope this article has highlighted the fact that horse races need to be treated differently if viewed from a purely market-based angle.

Now, I am not advocating using market trends like this in complete isolation. I would urge you to look at many other factors too when coming to an informed decision - whether it be betting to win, to place or when considering placepot candidates. However, it is important to be aware of subtle differences be it market factors, or trainer factors, or form factors, etc.

Before finishing this piece, I want to leave you with a table of five more Cheltenham Festival races with their winning percentage splits for each third of the betting market.

As you will see the outsider group has continued to see very few winners. One thing this article has definitely highlighted is that it is rare to get big shocks in Cheltenham Festival races:

<b>Race</b>	<b>Top 1/3 of Market (%)</b>	<b>Middle 1/3 of Market (%)</b>	<b>Bottom 1/3 of Market (%)</b>
Champion Bumper	73.1	23.1	3.8
Foxhunter Chase	65.4	26.9	7.7
Queen Mother Champion Chase	80.8	15.4	3.8
Supreme Novices Hurdle	84.6	11.5	3.8
Triumph Hurdle	73.1	23.1	3.8

I am sure all of you will enjoy the four days at Cheltenham this year. Hopefully, some of you will be going as it is such a great occasion to appreciate in the flesh. Clearly it is not easy to beat the bookies at this meeting but maybe this article may help to give you some useful pointers in your quest to make a few quid.

Best of luck!

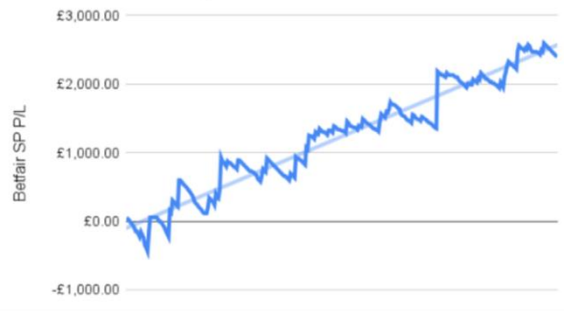
**David Renham**

# Harry G is a Horse Racing Betting Genius

During our recent Tipping Competition he Annihilated the Competition



Profit to Betfair SP July to October £10 Stakes



The Chart Shows Three Months Proofing Followed by a Month as the On Course Profits Guest Tipster

Every one of these selections that made up this huge profit from just £10 per point stakes was posted in the On Course Profits - Platinum Members Area ahead of racing (average stake was 2 points)



**On Course Profits Readers Can Get a Half Price First Month  
Use Coupon Code OCPHALF at Checkout**

**CLICK HERE** 



## Springing Profits From Last Time Out Winners.

Last Time Out Winners is an angle I covered in the October issue of On Course Profits. In that article I dug into the many Last Time Out Winner (LTOW) angles I have plugged into my databases and highlighted **a batch of Trainers that do well with their LTOW's at specific tracks**.

For this month's article I'm going delve into another section of my LTOW portfolio, with this report looking **at Trainers and their LTOW figures in specific Months**, with the **Spring period** (March-April-May) the period of the season where my focus will be concentrated upon.

As I mentioned in my previous LTOW article, it goes without saying that some trainers are better than others when it comes to effectively placing their Last Time Out Winners on their next start. It's hard to identify the exact reason why this happens but I suspect it is down to what the particular trainer does with the horse at home between races (how much work they do or don't with the winning horse... what sort of recovery program/period they give it...) and then also being able to locate the correct race to give the winning horse the best opportunity to record back to back victories.

I do concentrate on Last Time Out Winner angles with relative frequency on my own Narrowing The Field members service, and again, I have countless LTOW angles plugged into the different databases that I use on an everyday basis.

The vast majority of my LTOW angles are based around specific trainers and some time ago I decided to cross reference those angles with one of the other areas I have deeply focused on in the past – Trainer Monthly Patterns – looking for any angles that could be pulled together to add another string to my punting bow... the following angles are a small selection of that data digging...

...so, let's get started...

*\*Stats are taken from 2014 to 2023*

## Willie Mullins

Who better to start such analysis with than the undoubted king of the National Hunt castle; Mr Willie Mullins...

This is his overall strike-rate with last time out winners during the March, April, and May Period...

### Willie Mullins

#### Overall Last Time Out Winners Stats (March-April-May)

158/621 | 25% S/R | +£96.47 BFLSP – W&P 292/621 | 47% S/R

1% above market expectation

Could probably just stop right there!! But I won't...

Amazingly that hefty profit figure is not falsely boosted by one massive priced winner... yes, there are a few chunky exchange prices that have accelerated the profits, but ultimately, it's just sheer consistency of winners from team Mullins that has given the pleasing P&L figure.

Using the overall stats as a rock-solid starting point, here are a couple of Willie Mullins LTOW Spring angles to chew over...

#### Willie Mullins Spring LTOW Angle #1

##### Irish National Hunt races

##### March-April-May

##### Days Since Last Run (DSL) 26-75

##### WON LTO (at odds of 8/1 or less)

...which improves the figures to...

70/183 | 38% S/R | +£142.15 BFLSP – W&P 105/183 | 57% S/R

15% above market expectation

Some super strong stats from Willie Mullins there and his Last Time Out Winners that were relatively well-fancied on their last start (8/1 or less) and that run in Ireland off a break of around 4-7 weeks(ish) have returned some solid profits, indeed only 1 of the last 10 years did the angle NOT return a profit (2022 when it dropped a tiny loss of -£0.61) ...

Performance of System Based on Below Set Criteria.																
Bets	Wins	Win%	P/L(SP)	Places	Place%	Races	Race%	ROI(SP)	P/L(BF)	ROI(BF)	Plc(BF)	Plc%(BF)	P/L(Plc)	ROI(BF Plc)	MxOdd	A/E
183	70	38.25	89.79	105	57.38	163	42.94	49.07	142.15	77.68	110	60.11	22.95	12.54	41.00	1.15

You currently have 8 categories with specifications in your system.

**Race Data** - All of these categories specify only the types of races included.

<input checked="" type="checkbox"/>		UK/Ireland	Ireland
<input checked="" type="checkbox"/>		Race Code	National Hunt
<input checked="" type="checkbox"/>		Date (Year)	2014 2015 2016 2017 2018 2019 2020 2021 2022 2023 2024
<input checked="" type="checkbox"/>		Date (Month)	March April May

**Trainer Data** - These categories specify characteristics of the trainer of the analysed horse.

<input checked="" type="checkbox"/>		Trainer	Mullins, W P
-------------------------------------	--	---------	--------------

**Horse Last Race Data** - Categories relating to the most recent run of the analysed horse.

<input checked="" type="checkbox"/>		(LR) Days Since Run	Between 26 And 75
<input checked="" type="checkbox"/>		(LR) Placing	First
<input checked="" type="checkbox"/>		(LR) Odds	Between 1.13 And 9.00

Given there is the small matter of something called **The Cheltenham Festival** this month (you may have heard of it!) I've also got a Willie Mullins Spring LTOW angle that makes use of his horses that won at the Cheltenham Festival last time out... I reset the figures back to the overall Spring LTOW stats first, before then adding in the following filters...

### Willie Mullins Spring LTOW Angle #2

#### **Irish National Hunt races**

#### **March-April-May**

#### **3-5 starts in the current season.**

#### **WON at the Cheltenham Festival LTO**

...which gives figures of...

24/39 | 62% S/R | +£21.22 BFLSP – W&P 33/39 | 85% S/R

11% above market expectation

Plenty more niche than the previous Mullins angle, but some high strike-rates to work with and some tidy profits rolling through. The ability of Mullins to keep his Cheltenham winners simmering along for another victory next time out is yet another example of his genius...

Performance of System Based on Below Set Criteria.																
Bets	Wins	Win%	P/L(SP)	Places	Place%	Races	Race%	ROI(SP)	P/L(BF)	ROI(BF)	Pic(BF)	Pic%(BF)	P/L(Pic)	ROI(BF Pic)	MxOdd	A/E
39	24	61.54	16.16	33	84.62	38	63.16	41.44	21.22	54.41	35	89.74	8.86	22.71	9.00	1.11

You currently have 8 categories with specifications in your system.

Race Data - All of these categories specify only the types of races included.																
<input checked="" type="checkbox"/>		UK/Ireland	Ireland													
<input checked="" type="checkbox"/>		Race Code	National Hunt													
<input checked="" type="checkbox"/>		Date (Year)	2014	2015	2016	2017	2018	2019	2020	2021	2022	2023	2024			
<input checked="" type="checkbox"/>		Date (Month)	March April May													
Horse Data - These categories specify the individual traits of each horse in THIS race.																
<input checked="" type="checkbox"/>		H-Run (Season)	Between 3 And 5													
Trainer Data - These categories specify characteristics of the trainer of the analysed horse.																
<input checked="" type="checkbox"/>		Trainer	Mullins, W P													
Horse Last Race Data - Categories relating to the most recent run of the analysed horse.																
<input checked="" type="checkbox"/>		(LR) Festival	Cheltenham Festival													
<input checked="" type="checkbox"/>		(LR) Placing	First													

**System JO-112-85-03-24: Back Willie Mullins runners next time out during March-May when having won in March at the Cheltenham Festival.**

## Nicky Henderson

Probably no surprise that Nicky Henderson appears on the list, given that he wraps plenty of his string in cotton wool throughout the early part of the season. Whilst that may be frustrating for those that want to see the good horse out on the track more often, it does have its upside for the patient punter, with plenty of the Henderson string being nice and fresh for the spring, where they can reel off a couple of back to back victories...

This is the overall strike-rate with the Nicky Henderson last time out winners during the March, April, and May Period...

## Nicky Henderson

### Overall Last Time Out Winners Stats (March-April-May)

86/259 | 24% S/R | +£26.47 BFLSP – W&P 163/359 | 45% S/R

8% below market expectation

A little below what the market expects but backing them all on the exchanges would have produced a profit over the past ten seasons... so a decent starting point but a bit more work is needed to find some worthwhile profits... with the following being the strongest area that I found for the Henderson Last Time Out Winners in the Spring months...

### Class 1 or Class 2 races over less than 3 mile 2 furlongs

### Days Since last Run 90 or less.

16 or less career starts.

March-April-May

WON LTO

...which improves the Henderson figures to...

47/184 | 26% S/R | +£108.84 BFLSP – W&P 84/184 | 46% S/R

30% above market expectation

...concentrating on those Henderson LTO Winners in the top two class levels (but away from the marathon trips) that were still relatively lightly raced and had run at least once in the last three months is the way to go...

Performance of System Based on Below Set Criteria.																				
Bets	Wins	Win%	P/L(SP)	Places	Place%	Races	Race%	ROI(SP)	P/L(BF)	ROI(BF)	Lay(BF)	ROI(L)	Plc(BF)	Plc%(BF)	P/L(Plc)	Lay(Plc)	MxOdd	A/E	ExpWins	
184	47	25.54	51.59	84	45.65	152	30.92	28.04	108.84	59.15	-116.6	-5.06	84	45.65	29.48	-34.12	51.00	1.3	36.18	

You currently have 9 categories with specifications in your system.

**Race Data** - All of these categories specify only the types of races included.

<input checked="" type="checkbox"/>		Race Code	National Hunt
<input checked="" type="checkbox"/>		Race Distance	Between 1m7.5f And 3m1.5f
<input checked="" type="checkbox"/>		Race Class (inc Irish)	Class 1 Class 2
<input checked="" type="checkbox"/>		Date (Year)	2014 2015 2016 2017 2018 2019 2020 2021 2022 2023 2024
<input checked="" type="checkbox"/>		Date (Month)	March April May

**Horse Data** - These categories specify the individual traits of each horse in THIS race.

<input checked="" type="checkbox"/>		H-Run (Career)	Between 1 And 16
-------------------------------------	--	----------------	------------------

**Trainer Data** - These categories specify characteristics of the trainer of the analysed horse.

<input checked="" type="checkbox"/>		Trainer	Henderson, N J
-------------------------------------	--	---------	----------------

**Horse Last Race Data** - Categories relating to the most recent run of the analysed horse.

<input checked="" type="checkbox"/>		(LR) Days Since Run	Between 1 And 90
<input checked="" type="checkbox"/>		(LR) Placing	First

**System JO-112-86-03-23:** Back Nicky Henderson's runners next time out during March-May when having won on their last outing and having had between 1-6 career runs and having run in the last 90 days.

Peter Bowen

Peter Bowen generally springs to life (no pun intended!) in the Spring and early summer months and it's no different when looking at his Last Time Out Winners during this period of the year.

This is the overall strike-rate for the Peter Bowen yard when it comes to his Last Time Out Winners during the March, April, and May period...

## Peter Bowen

### Overall Last Time Out Winners Stats (March-April-May)

25/91 | 27% S/R | +£43.33 BFLSP – W&P 46/91 | 51% S/R

25% above market expectation

Some nice and healthy stats there for Bowen and his Last Time Out Winners and he is a trainer that makes great use of the horses he has in his care. He doesn't have anywhere near the firepower of the big National Hunt yards, but he is one of those trainers that can be relied upon to make the very best of what he does have.

A couple of tweaks to the overall stats gives us an even stronger set of stats to go to war with...

### Class 2 level or less

Horses with 3-10 starts in the last 365 days.

Days Since Last Run 90 or less.

### March-April-May

### WON LTO

...which improves the Peter Bowen figures to...

24/69 | 35% S/R | +£52.55 BFLSP – W&P 43/69 | 62% S/R

32% above market expectation

...the number of qualifiers can vary year upon year on the tightened up angle, which is no surprise given the Bowen yard isn't one that is overflowing with horses, but the returns are steady and it's well worth keeping an eye out for qualifiers, as already mentioned, Peter Bowen does do very well with the placement of his limited numbers...

Performance of System Based on Below Set Criteria.																			
Bets	Wins	Win%	P/L(SP)	Places	Place%	Races	Race%	ROI(SP)	P/L(BF)	ROI(BF)	Lay(BF)	ROI(L)	P/c(BF)	P/c%(BF)	P/L(Pic)	Lay(Pic)	MxOdd	A/E	ExpWins
69	24	34.78	36.77	43	62.32	69	34.78	53.29	52.55	76.16	-55.44	-14.91	43	62.32	19.86	-21.32	17.00	1.32	18.24

You currently have 8 categories with specifications in your system.

**Race Data** - All of these categories specify only the types of races included.

<input checked="" type="checkbox"/>	Race Code	National Hunt
<input checked="" type="checkbox"/>	Race Class (inc Irish)	Class 2 Class 3 Class 4 Class 5 Class 6
<input checked="" type="checkbox"/>	Date (Year)	2014 2015 2016 2017 2018 2019 2020 2021 2022 2023 2024
<input checked="" type="checkbox"/>	Date (Month)	March April May

**Horse Data** - These categories specify the individual traits of each horse in THIS race.

<input checked="" type="checkbox"/>	H-Run (1 Year)	Between 0 And 10
-------------------------------------	----------------	------------------

**Trainer Data** - These categories specify characteristics of the trainer of the analysed horse.

<input checked="" type="checkbox"/>	Trainer	Bowen, P
-------------------------------------	---------	----------

**Horse Last Race Data** - Categories relating to the most recent run of the analysed horse.

<input checked="" type="checkbox"/>	(LR) Days Since Run	Between 6 And 90
<input checked="" type="checkbox"/>	(LR) Placing	First

**System JO-122-87-03-24-Gd:** Back Peter Bowen's runners next time out when having finished first last time out and having had ten runs or less in the year and having run in the last 90 days but no more recently than the last 6 days during the months of March to May.

## Fergal O'Brien

Fergal O'Brien has seen his winners tally increase year upon year in recent seasons and his is a yard that is proving to be a rich source of angle sourcing, with runners from his Gloucestershire base landing in the winners' enclosure with serious regularity.

The overall strike-rate for the Fergal O'Brien yard with his Last Time Out Winners during the Spring period is...

### Fergal O'Brien

#### Overall Last Time Out Winners Stats (March-April-May)

40/177 | 23% S/R | -£5.80 BFLSP – W&P 80/177 | 45% S/R

5% below market expectation

A good base to start with on the Last Time Out Winners front and with a couple of filters those numbers can be turned into a profitable set of stats to profit from...

#### Class 2 level or less

#### Hurdles or Bumpers

#### Same or up 1 class level from last start

#### March-April-May

#### WON LTO

...which improves the Fergal O'Brien figures to...

24/64 | 38% S/R | +£38.66 BFLSP – W&P 41/64 | 64% S/R

28% above market expectation

...and the great thing about this angle is that like the yard itself it looks to be an angle on the up, with 23 of the 24 winners coming since March 2018...

Performance of System Based on Below Set Criteria.																			
Bets	Wins	Win%	P/L(SP)	Places	Place%	Races	Race%	ROI(SP)	P/L(BF)	ROI(BF)	Lay(BF)	ROI(L)	P/L(BF)	P/L(BF)	P/L(Pic)	Lay(Pic)	MxOdd	A/E	ExpWins
64	24	37.5	26.78	41	64.06	63	38.1	41.84	38.66	60.41	-41.07	-12.88	41	66.13	14.98	-16.13	15.00	1.28	18.79

You currently have 8 categories with specifications in your system.

**Race Data** - All of these categories specify only the types of races included.

<input checked="" type="checkbox"/>		Race Code	National Hunt
<input checked="" type="checkbox"/>		Race Class (inc Irish)	Class 2 Class 3 Class 4 Class 5 Class 6
<input checked="" type="checkbox"/>		NH Race Type	Hurdle NH Flat
<input checked="" type="checkbox"/>		Date (Year)	2014 2015 2016 2017 2018 2019 2020 2021 2022 2023 2024
<input checked="" type="checkbox"/>		Date (Month)	March April May

**Horse Data** - These categories specify the individual traits of each horse in THIS race.

<input checked="" type="checkbox"/>		Class Move (inc Irish)	Same Up 1
-------------------------------------	--	------------------------	-----------

**Trainer Data** - These categories specify characteristics of the trainer of the analysed horse.

<input checked="" type="checkbox"/>		Trainer	O'Brien, Fergal
-------------------------------------	--	---------	-----------------

**Horse Last Race Data** - Categories relating to the most recent run of the analysed horse.

<input checked="" type="checkbox"/>		(LR) Placing	First
-------------------------------------	--	--------------	-------

**System JO-112-88-03-24-Gd:** Back Fergal O'Brien's runners next time out when having finished first last time out in National Hunt Flat races and Hurdle races in Classes 2-6 when moving up in class or running in the same class as their last win during the months of March to May.

## Nigel Hawke

Nigel Hawke is another that wouldn't have a huge amount of firepower in his yard, but he still manages to make good use of what he does have, and he's one of those trainers that has been successfully operating under the radar for several years. He's also more than capable of getting one to fire in two or three wins on the bounce, which makes him great for Last Time Out Winner angle sourcing...

The overall strike-rate for Nigel Hawke with his Spring Last Time Out Winners reads...

## Nigel Hawke

### Overall Last Time Out Winners Stats (March-April-May)

23/71 | 32% S/R | +£22.82 BFLSP – W&P 36/71 | 51% S/R

28% above market expectation

Some solid profits from the Nigel Hawke Last Time Out Winners straight off the bat, although the profits are a little bit on the skinny given the strike-rate of that dataset.

As is often the case, it is worth trimming the data and weeding out some of the losers... with the following being the filters I used to tighten things up...

### Handicaps over less than 3m1f

### Fields of 13 or less

**NOT Irish (IRE) bred horses.**

**March-April-May**

**WON LTO**

...which improves the Nigel Hawke figures to...

20/32 | 63% S/R | +£49.56 BFLSP – W&P 23/32 | 72% S/R

107% above market expectation

...those filters only dropped three of the winners but managed to boost the win strike rate from 32% right up to 63%. What you will likely find with the qualifiers on this angle is that Nigel Hawke will be able to achieve the results from a very small pool of horses, getting one or two of his horses to win three or even four races on the trot...

Performance of System Based on Below Set Criteria.																			
Bets	Wins	Win%	P/L(SP)	Places	Place%	Races	Race%	ROI(SP)	P/L(BF)	ROI(BF)	Lay(BF)	ROI(L)	Plc(BF)	Plc%(BF)	P/L(Plc)	Lay(Plc)	MxOdd	A/E	ExpWins
32	20	62.5	41.25	23	71.88	32	62.5	128.91	49.56	154.89	-51.06	-36.76	24	75	13.64	-14.24	15.00	2.07	9.65

You currently have 9 categories with specifications in your system.

**Race Data** - All of these categories specify only the types of races included.

<input checked="" type="checkbox"/>		Race Code	National Hunt
<input checked="" type="checkbox"/>		Race Distance	Between 2m And 3m.5f
<input checked="" type="checkbox"/>		No. of Runners	Between 1 And 13
<input checked="" type="checkbox"/>		Handicap/Non	Handicap
<input checked="" type="checkbox"/>		Date (Year)	2014 2015 2016 2017 2018 2019 2020 2021 2022 2023 2024
<input checked="" type="checkbox"/>		Date (Month)	March April May

**Horse Data** - These categories specify the individual traits of each horse in THIS race.

<input checked="" type="checkbox"/>		Origin of Horse	NOT any of the below (IRE)
-------------------------------------	--	-----------------	-------------------------------

**Trainer Data** - These categories specify characteristics of the trainer of the analysed horse.

<input checked="" type="checkbox"/>		Trainer	Hawke, N J
-------------------------------------	--	---------	------------

**Horse Last Race Data** - Categories relating to the most recent run of the analysed horse.

<input checked="" type="checkbox"/>		(LR) Placing	First
-------------------------------------	--	--------------	-------

**System JO-112-89-03-23-Gd:** Back Nigel Hawke's runners next time out when having won last time out and running over a distance between 2m and 3m.5f in handicap races with 13 runners or less which were not born in Ireland.

As I said in my previous Last Time Out Winners article, it may seem to be an 'obvious' area to hunt for bets/profits, but when you put the effort in and set aside a period of time to take a deep dive into the data, it quickly becomes clear that there are some solid profits to be found... and like numerous other angles in the racing game, you can really strike gold when you are able to locate the 'hot' periods and months where certain yards operate at a higher strike-rate and have their strings in bouncing shape... race horse trainers are nothing if not creatures of habit... and it is up to us sharp punters to take full advantage of that...

Best of racing luck

**Ben Aitken (Narrowing The Field)**

Join me at the NTF Website - [www.narrowingthefield.co.uk](http://www.narrowingthefield.co.uk)

**Your Ad Here**  
**If you would like to advertise in On Course Profits**  
**Click Here to view our rate card**

# Join Me for the 2024 Cheltenham Festival

## Expert Analysis for Every Race and Winning Tips from Proven Expert

There's nothing better than an afternoon in front of the telly watching the racing on ITV.

I love it.

A cup of tea on one side, or maybe even a cheeky can of something stronger.

The newspaper race card in my lap with my bets marked up  
And they're off!

Actually there is something better and that's having my card marked by a pro gambler who knows how to win.

When you sign up for ITV Racing Tips - Cheltenham 24 you'll get an experts analysis of every race at The Festival.

And not the guff you get in the newspaper, this is the real deal from someone who's money is down.

Someone not just watching the racing, but winning at it.

Someone with skin in the game.



[Sign Up for Cheltenham](#)

## ITV Racing Tips Independent Reviews

**Goal Profits**  
Betting System Reviews

*"That's two 5 star reviews from us ... some achievement!"*

**CashMaster**  
Financial Trading & Sports Betting Reviews

*"I finished 72.59 points up" ...  
... "I have no hesitation in approving this service"*

**PLATINUM ONLY**



## The Midland's Grand National (4m 2f; Listed Handicap Chase)

Uttoxeter Saturday March 16<sup>th</sup> 3pm

Having called Uttoxeter its home for over 50 years, this Staffordshire town is synonymous with the Midlands Grand National which this year will be sponsored by the Boulton Group.

The Class 1 race run every March is the second longest race in the National Hunt calendar, second only to the famous Grand National and several of this events previous runners have raced to glory in top steeplechase races such as the Aintree Grand National and Cheltenham Gold Cup.

The track has played host to this prestigious contest since 1969 and with £150,000 guaranteed in prize money it promises to be a competitive affair with 15 to 20+ runners expected to line up.

The first thing to note is that we need to look to those carrying 10-12 or less as only 4 horses have carried more than this to victory since 1997.

11 of the last 13 winners were all rated between 126 and 138 although as has been the trend generally the more recent winners Official Rating has been creeping upwards.

Last year's race was won by Major Dundee who was rated 129 and that one was followed home by the 2<sup>nd</sup>, 3<sup>rd</sup> and 4<sup>th</sup> all rated 132.

20 of the winners since 1997 posted a top 5 effort last time out although that category provided a good number of the runners with 269 giving a Strike Rate of 7.43%. Contrast that with those that were 6<sup>th</sup> or worse last time out, 5 from 127 (3.93% Strike Rate).

Interestingly the other 5 winners of this prestigious contest that were in the latter category either fell or were pulled up last time out so any of that ilk needs some consideration before discounting too readily.

All bar one of the winners since 1997 was aged 7yo or older so experience with age seems to be a positive, and the sweet spot age wise seems to be 7-9yo's with only 2 of the 139 runners aged 10 or older prevailing although those occurred during the most recent 6 renewals.

19 of the winners since 1997 winners came from the top 8 in the betting and as we normally get around 16 going to post that could be used to narrow the field in half.

All bar one winner since 1997 had last seen the track within 90 days although again that group made up the majority of the historical runners.

Winning experience over fences is a given with between 1 and 4 wins over the bigger obstacles a positive trait.

The majority of winners had won no more than 2 handicap chases prior and again most last competed in a handicap chase so those with a preparation run over hurdles should be avoided based on the trends.

From a trainer perspective, the only statistic with any significance is that David Pipe won 4 on the bounce between 2011 and 2014, although Jonjo O'Neill did add a second victory in the race with Time To Get Up in 2021.

Finally, a note on the Irish trainers, where we need to take note when they send one over. Their combined record since 1997 is really positive from a limited number of runners with the 2022 winner being trained by Durkan William whilst Jessica Harrington has won a couple from only 5 runners and Noel Meade and Jim Dreaper have also saddled winners of this race.

All that gives us some interesting traits to try and narrow the field down this time around:

- Carrying 10-12 or less
- Rated 126 to 138
- Aged 7yo - 9yo's

- Top 8 in the betting
- A run in the last 90 days
- Won over 3 miles or further.
- Won 1 to 4 times over fences.
- No more than 2 previous handicap chase wins
- Last raced in a handicap chase
- Trained by David Pipe
- Sit up and take note of Irish runners.
- Top 5 finish LTO

As is the norm we will be applying the above pointers to the runners in this year's race and will post up the final selections in the Platinum Members area on the Saturday morning.

### Steve Carter



If you try [Inform Racing](#) and decide to upgrade, use coupon code BNUR6FEF for a 30% discount.

## If You Struggle with Long Losing Runs **Winning Favourites** Will Turn Your Betting Around

High Strike Rate, Regular Payouts, Winning Favourites

[Take a Trial](#)



Winning Favourites Proofed Bets July 1st 2021 to date

## Betting is a Mental Game

It doesn't matter if big priced value bets win in the long run because if most punters give up during the inevitable losing runs **they won't be there for the big winner when it comes.**

I've been around betting all my life and I know that you have to get value prices about your bets to win over the long term.

But what I hear less often is that there is value to be had in shorter priced selections.

Fact is your bets don't have to be double figure prices to be value, they just have to have more chance of winning than the price available suggests.

### Value Bets = Long Term Profits

In simple terms if a horse has a 50/50 chance of winning then you just need to back it at bigger than Evens and you will have made a value bet.

Rob Reed knows that if you start your search for value bets at the head of the market that you will find value and you'll find value bets with a high strike rate!

### Value Bets with a High Strike Rate

In fact while he's been proofing his winning favourites selections to the 100's of members of On Course Profits he's maintained a strike rate of 41%.

His longest losing run was five, could you tolerate five losers in a row to achieve long term profits.

### Longest Winning Run = 6

I think we all could and by the way the longest winning run was six!

## 35% Of Favourites Win

Over the last 10 years there have been 88,921 clear favourites run in the UK and 35.19% of them have won.

If you had bet all of them you would have only lost 2.69% ROI most losing punters drop much more than 2% of their turnover.

By focusing on the best value favourites Rob Reed has turned that around and in live proofing made a +13% ROI

### Do You Have a Small Bank?

Best of all because of the huge strike rate you only need a small bank, the biggest draw down during the 3 month live trial was less than 9 points.

A 50 point bank would have been ample and the bank growth during the live trial was a huge 65.9% annualised that would be 263% try getting that at your high street bank!

[Click To Take Your Trial](#)



## Recent Form

When you are considering having a bet on a horse race what is your process?

I would imagine everyone reading this piece would have a slightly different answer. For me it involves several things. One thing is that I do have a list of horses 'to follow'. These are horses that I have noted down that have run well enough in the recent past to potentially be of interest when they race again. This may be because they have run well against a draw bias, a pace bias, or both. It may be that they have been unlucky in running, perhaps stopped in their run by gaps closing which stopped their momentum and ultimately severely dented their chance of winning.

Another thing I look for is horses that have been forced to run wider than ideal, meaning they have had to run further than the horses on their inside.

This list is not exhaustive but gives you a flavour of some of the things I am looking for. This list is constantly evolving with new runners being added and others being deleted. I have no set amount of time that a horse remains on my list, but it is rare to remain for more than three runs after the time it was added. If a horse on the list wins, then I do usually delete it.

Hence, when a horse on my list is down to run, I will obviously start to look at that race and assess the chance of the horse in question.

However, there are plenty of races that I consider a bet in regardless of whether I have a horse to follow running.

In general, I do bet more often on the Flat / AW, basically due to my draw bias background ‘back in the day.’ I do look at races where I perceive there to still be a draw bias. Likewise, I will look at races that have pace / run style biases, usually those course and distances that favour horses from the front. I also will look at big races – Group races on the flat, Graded races over the sticks, and big handicaps in both codes.

So let us imagine I am looking at 5 furlong sprint at a course where lower draws are favoured, and also front runners have a strong edge.

If a front running low drawn runner is in the lineup, what do I do next? I guess I’ll do what most other punters would do and try to assess other factors such as horse form, fitness, trainer form, speed ratings, etc.

For the remainder of this article, I am going to look at how you might assess one of these – **recent form**. In terms of data collection, I have looked at the last two full years of flat / AW UK racing spanning from 1<sup>st</sup> January 2022 to 31<sup>st</sup> December 2023. I have also ignored horses that have not raced at least three times in their career. The reason for this will become apparent later in the article.

So recent form? What does that mean to punters?

Well, for some it is solely the last time out run – one could confidently argue is the most important piece of the recent form puzzle. How did last time out performance equate when we plug in some numbers? Below is the performance of LTO runners in terms of finishing position. Horses that finished 10<sup>th</sup> or worse have been grouped together. Any profits have been shown in black, whereas losses have been shown in red – the profit / loss figures have been calculated to Betfair Starting Price:

<b>LTO position</b>	<b>Runs</b>	<b>Wins</b>	<b>Win Strike Rate %</b>	<b>Profit / Loss (BSP)</b>	<b>ROI % (BSP)</b>
1st	10805	1915	17.72	– £1,006.83	– 9.32
2nd	10767	1813	16.84	– £733.80	– 6.82
3rd	10480	1434	13.68	– £86.44	– 0.82
4th	10261	1171	11.41	– £1,025.15	– 10
5th	9802	1016	10.37	– £658.78	– 6.72
6th	8858	759	8.57	– £956.13	– 10.8
7th	7619	643	8.44	+ £728.74	+ 9.57
8th	6266	437	6.97	+ £108.28	+ 1.73
9th	4937	314	6.36	– £235.93	– 4.78
10 <sup>th</sup> or worse	10901	767	7.04	+ £957.98	+ 8.79

At first glance, it seems that when it comes to profits, you should stick to horses that have run ‘poorly’ last time. Of course, these figures are skewed somewhat due to some excessively large priced winners. For example, Astapor won a novice event on the 2<sup>nd</sup> of June 2022 priced at 1000/1 having finished 10<sup>th</sup> on their prior start. That completely wipes up the profits when looking at the remaining 10,900 horses that finished 10<sup>th</sup> or worse last time out.

Hence, we cannot simply be lured in by base-line profit figures from a set of past results – we do have to appreciate that runners who ran poorly last time will produce a volatile set of results with a low strike rate. Talking of strike rates, you can see that the better the finishing position LTO, the better the strike rate (excluding the slight uptick in the 10<sup>th</sup> or worse SR% compared with 9<sup>th</sup>). However, last time out winners who have achieved the best SR% were quite poor value, losing over 9 pence in the £ to £1 level stakes. Clearly the betting market adjusts their prices accordingly.

Now I would imagine some people focus their attention on horses that finished in the first three last time out, and combining their results would have seen a loss of just under 6p in the £.

Is there a way to improve this?

I thought it might be interesting to compare the number of runners in the last time out race. My thought being that a top three finish in a 9 runner race would not be as strong as a top three finish in an 18 runner race. The basic premise of more horses to beat the harder it is to achieve. I decided to split these LTO races into 12 runners or less / 13 runners or more:

<b>LTO no. of runners</b>	<b>Runs</b>	<b>Wins</b>	<b>Win Strike Rate %</b>	<b>Profit / loss. (BSP)</b>	<b>ROI % (BSP)</b>
12 or less	28492	4549	15.97	- £1919.9	- 6.74
13 or more	3560	613	17.22	+ £92.83	+ 2.61

As you can see the stats seem to back up the theory. We have a better strike rate and more importantly a better return.

This looks to be something you might want to consider – being aware of the number of runners in that LTO run combined with a finishing position of 1<sup>st</sup>, 2<sup>nd</sup>, or 3<sup>rd</sup>.

## Special Issues

- ✓ Step By Step - Use Race Trends to find Big Priced Winners
- ✓ Use Horse Race Base - Uncover Winning Trainer Angles
- ✓ Use Horse Race Base - To find Big Priced Festival Winners
- ✓ Secret Winners - How to find them in the Parade Ring
- ✓ Pace Wins The Race - A beginners guide to race reading
- ✓ Five Key Factors - All you need for Profitable Race Analysis



## Daily Betting Tips

- ✓ Systems Selections - Daily selections from all our approved systems (emailed at 2am)
- ✓ Platinum Inform Speed Selections - One to Three selections daily
- ✓ Big Name Guest Tipsters - Selections shared with Platinum members - For March it's Victor Value
- ✓ Golf Selections + 313 points profit so far since January 2023

[\*\*Click Here to Upgrade\*\*](#)

Of course, one run is simply that. I personally look beyond the last run – I always look at the last three runs, maybe more. Hence, I am going to share some basic last three runs' stats with you.

Firstly, let me look at the best strike rates in terms of last three run finishes (form figures from their last 3 races).

The number on left equates to the finishing position of the most recent run, the middle number is the finishing position two starts ago, the number on the right is the finishing position three starts ago.

The top 20 strike rates are shown (150 3-race finishing combinations minimum):

<b>Position Last 3 Runs (Form figs)</b>	<b>Runs</b>	<b>Wins</b>	<b>Win Strike Rate %</b>	<b>Profit / Loss (BSP)</b>	<b>ROI % (BSP)</b>
111	488	124	25.41	+ £162.01	+ 33.2
224	222	56	25.23	+ £52.18	+ 23.5
222	303	75	24.75	+ £33.89	+ 11.18
112	409	98	23.96	+ £1.28	+ 0.31
243	196	45	22.96	+ £26.18	+ 13.36
223	279	64	22.94	- £10.77	- 3.86
234	190	42	22.11	- £9.81	- 5.16
132	234	51	21.79	+ £22.94	+ 9.8
235	168	36	21.43	+ £26.25	+ 15.63
114	241	51	21.16	- £33.15	- 13.75
113	294	60	20.41	+ £24.92	+ 8.5
122	399	81	20.3	- £23.48	- 5.88
225	163	33	20.25	- £15.47	- 9.49
232	282	57	20.21	- £37.68	- 13.36
213	243	49	20.16	- £8.77	- 3.61
153	154	31	20.13	+ £28.54	+ 18.54
124	234	47	20.09	- £25.09	- 10.77
252	155	31	20	+ £12.26	+ 7.91
345	157	31	19.75	+ £23.18	+ 14.76
211	345	68	19.71	- £28.98	- 8.4

Horses looking for a four-timer (111) have an excellent strike rate, hitting slightly above 1 win in 4 and producing healthy profits. We do, however, need to remember that we are only looking at two years of data and blindly backing horses going for a four-timer is unlikely to produce these such excellent returns year in year out.

What is more important I feel is looking at the 'make-up' of these form figures.

In terms of strike rate, 11 of the best 13 sets of form figures see the finishing position either improving from the previous run or staying the same.

Hence these horses tend to be on an upward curve. Only the '243' and '132' figures, of the top 13 strike rates, see a drop in finishing position from a most recent run. This could be something to keep an eye on.

It has certainly piqued my interest in terms of doing some further digging for a future piece.

Another way you could look at recent form is by looking at the last three finishing positions, adding them up and then comparing the results of each grouping. In other words, '121' and '211' would score 4 and be grouped together, while '285' and '933' would be grouped together and score 15, etc., etc. Doing it this way though would be assuming that each run was of equal importance.

Now, I do not fully agree with this, as I put more value on a LTO run than a run three starts back and I am guessing many readers would concur. However, there is no harm in seeing what the figures produced. Here are my findings. They are ordered by the total of last three finishing positions (in descending order). Finishing positions of 10<sup>th</sup> or worse have been grouped together and given a score of 10:

<b>Total Score adding Last 3 Fin Positions</b>	<b>Runs</b>	<b>Wins</b>	<b>Win Strike Rate %</b>	<b>Profit / Loss (BSP)</b>	<b>ROI % (BSP)</b>
3	488	124	25.41	+ £162.01	+ 33.20
4	1082	221	20.43	- £87.74	- 8.11
5	1823	327	17.94	- £247.22	- 13.56
6	2439	466	19.11	- £11.48	- 0.47
7	3165	540	17.06	- £441.67	- 13.95
8	3680	568	15.43	- £501.74	- 13.63
9	4331	654	15.10	- £341.03	- 7.87
10	4494	645	14.35	- £287.14	- 6.39
11	4852	645	13.29	- £346.94	- 7.15
12	5305	730	13.76	- £140.09	- 2.64
13	5405	693	12.82	- £180.65	- 3.34
14	5364	613	11.43	- £76.79	- 1.43
15	5328	586	11.00	- £218.65	- 4.10
16	5193	554	10.67	+ £87.34	+ 1.68
17	4929	487	9.88	+ £18.23	+ 0.37
18	4635	428	9.23	+ £322.89	+ 6.97
19	4169	348	8.35	- £582.26	- 13.97
20	3783	288	7.61	- £571.96	- 15.12
21	3400	260	7.65	- £188.67	- 5.55
22	2915	195	6.69	- £323.42	- 11.10
23	2324	137	5.90	- £520.09	- 22.38
24	2080	116	5.58	+ £326.71	+ 15.71
25	1626	94	5.78	+ £406.14	+ 24.98
26	1291	68	5.27	+ £89.61	+ 6.94
27	925	47	5.08	- £137.27	- 14.84
28	673	36	5.35	- £90.71	- 13.48
29	388	17	4.38	- £39.34	- 10.14
30	234	10	4.27	+ £877.72	+ 375.09

Profits have still been hard to come by from horses that have run well in their last three starts but at least there certainly seems to be a good correlation in terms of total score and strike rates.

Generally, the lower the total score the higher the strike rate. This is to be expected of course, but it is good to see it in black and white; or indeed black and red! More profits as we go down the list – like the earlier LTO only stats we looked at. Again, though we must be aware of some ‘skewed’ figures.

So, what have I found out from this scratching of the surface in terms of recent form?

1. Better recent performances will improve their chances of winning. However, the betting market seems fully adjusted to this.
2. Horses that have got relatively poor recent form figures be it just one recent run or three potentially offer the most value to the punter. However, you will be relying on some big, priced winners to get you into the profitable zone.
3. It does seem that a good LTO run in bigger fields is a positive.
4. Horses with form figures that improve or stay the same from 3<sup>rd</sup> last run to 2<sup>nd</sup> last run, as well as from 2<sup>nd</sup> last run to most recent run has done well. Especially those who have tended to finish in the top four or five in all of their last three starts. As I mentioned earlier, this is my next port of call in terms of recent form research.

Essentially as with many factors, recent form is just part of the whole puzzle. AND as we all know, it is quite a difficult puzzle!

**David Renham**

Dear Reader,

Irish horse racing is notorious for **big gambles being landed...**

Constant whispers of **behind-the-scenes skulduggery...**

And **shrewd money heavily influencing results...**

Just like the plot that went down recently on a horse called *Anyway* who was hammered from 28/1 into Evens and bolted up by nearly nine lengths, prompting this headline from the *Racing Post*...

**"28-1 into evens winner at Downpatrick referred to IHRB after inquiry into apparent improvement in form"**

RACING POST

And it's exactly because of Irish racing's underhand reputation that secretive Mafia-like contacts and connections to the "*right information sources*" count for everything...

The formbook might as well go in the shredder...

**"You have restored my faith in Tipsters, the results to date have been amazing, I am so glad I signed up".**

- Ken (joined September 10th)

[Click Here to Read the Full Story](#)

## About What Really Wins Money

I set up *What Really Wins Money* to help like-minded bettors hone their skills and increase their profits.

The fact you've found your way here shows that you're interested in making consistent, low-risk profits from your betting – rather than 'gambling' and hoping for the best (although I know we're all guilty of a flutter from time to time!)

My goal is to help you start betting in a way which protects your bank, spreads your risk and offers you the maximum return.

*What Really Wins Money* has been running since 2006 and what started out as a small, monthly advisory has grown into a thriving betting community.



This is me, Clive Keeling

# Welcome to the Greatest Show on Earth....

Cheltenham Festival will be with us soon. It's a perfect time to look at how favourites perform at the Festival. I have looked at the stats since 2010. All profits are recorded to Betfair Starting Price (BSP). Here's a look at the strongest long-term, and recent, profitable trends for favourites at the Cheltenham Festival.

**Jockey Mark Walsh** - If you see jockey Mark Walsh on a favourite at Cheltenham, you may want to leave his mount alone, unless you fancy laying. 9 rides on favourites over the years at Cheltenham, 9 losers.

How about 2023? 19<sup>th</sup> place, 12<sup>th</sup> place and Run Out! The speculators amongst you might even lay in the Place Only market.

**Trainer Henry de Bromhead** - Trainer Henry De Bromhead's record with favourites is excellent. 5 winners with his last 6 favourites. He only had one qualifier last year, 2 the year before and 3 in 2021.

Watch out if jockey Rachel Blackmore is employed. 5 consecutive winners when these 2 partner on a favourite.

**Trainer Paul Nicholls** - His horses, when favourite, cannot buy a win. He is on a current losing run of 11 but candidates are few and far between. I bet Paul dreads any horse of his being inserted as favourite!

**Trainer Willie Mullins** - Trainer Willie Mullins favourites took a big hit in 2017 which continued up until 12<sup>th</sup> March 2020. But...12 of his last 14 favourites have finished either 1<sup>st</sup> or 2<sup>nd</sup> which may open the door to some form of win/place betting.

If you narrowed your focus to favourites at odds of 5.00 BSP or lower, Willie Mullins trained horses produced 8 winners, 2 2<sup>nd</sup> placers and a 5<sup>th</sup> place recently.

**Tongue Tie** - Tongue Ties may have the desired effect on favourites, at least since 2020 (a 14 point profit to BSP for the backers). 2022 was a big year with a 5.8 points profit. 2023 was break even. The recent trend is hot.

**Wearing a hood for the first time** - Look out for favourites wearing a Hood for the first time. Within the race card, you will see horses with a hood for the first time annotated as H1.

7 qualifiers over time. No winners. There was no qualifier in 2023.

**The Hammer and Trowel Syndicate** – The Hammer and Trowel Syndicate love a trip to Cheltenham, particularly when their horses are favourite. 6 wins and a 2<sup>nd</sup> placer. There was only one qualifier in 2022 and in 2023.

**Dam Country France** - Bonjour Rodders! Historically backing favourites whose dam country is France has made a 15.74 point profit to Betfair SP (BSP). Since 2022, a 9 point profit to level stakes has accrued. The backer's profit increases in 2022 and 2023 with a focus on favourites whose BSP odds were less than, or equal to ( $\leq$ ), 5.

Backers' profits increased to 29 points with a focus on favourites at odds of  $\leq$ 8.00 BSP. It might be worth a punt but note a marginal loss in 2023.

**Cheveley Park Stud** - Cheveley Park Studs horses, when favourite at Cheltenham, tend to perform. 4 consecutive winners, 7 winners, 2 3rds and a faller all together.

**Handicaps** - The competitive nature of handicaps affects favourites at Cheltenham. 21.4 points profit for the layer to level stakes since 2010. There has been 8 points profit for the layer since 2021.

**Hurdle** - Whilst there is no real long term trend regarding favourites in hurdles, do bear in mind that there were only 3 winners from 16 runners in 2023. Profits to level stakes and Fixed liability laying in 2023.

**Chase** - 3 consecutive winning years for the backers of Chase Favourites to level stakes BSP at Cheltenham.

There are a large number of 2<sup>nd</sup> and 3<sup>rd</sup> placers too which hint towards some form of a place only/win only strategy, be it each-way betting, or a formulation of the 80/20 plan (80% of stake on the to Place market, 20% on the win market). 20 points profit to level stakes BSP for the backer since 2010, 10 points level stakes BSP profit since 2021.

**41-50 miles travelled** - There have been only 2 winners since 2010 amongst horses, as favourite, travelling 41-50 miles to Cheltenham. 13.2 points profit for the layer to BSP since 2010.

No qualifiers in 2023 but remain alert for these horses who have not necessarily had to travel that far! Could this be down to the perceived Irish dominance amongst favourite winners?

**25 furlongs** - In old money, 25 furlongs is 3 miles and 1 furlong. 10.4 points profit to BSP level stakes for the backer since 2010. More recently, 5 out of 6 recent qualifiers have finished in the top 4. 2023 saw an 8.11 odds 1<sup>st</sup> place and a 9.35 odds 3<sup>rd</sup> place. These are great each-way prices.

**23 furlongs** - With 8 furlongs in a mile, these are 2 mile and 7 furlong races. There have been 16 consecutive losing favourites at Cheltenham over this distance.

**22 runner races** - There have been 12 consecutive losing favourites in 22 runner races since 16<sup>th</sup> March 2018. No qualifiers in 2023.

**18 runner races** - 9.3 points profit for the backer to level stakes. 7/12 qualifiers, 4 in the last 5, finished in the top 3. Entertain each-way betting? There were no 18 runner races in 2022 or 2023.

**11 runner races** - Favourite backers love 11 runner races. 10/12 recent favourites have finished either 1<sup>st</sup> or 2<sup>nd</sup>. There have been generally 1 or 2 qualifiers per festival.

**15-21 DSLR** - DSLR stands for 'Days Since Last Run'. There have been 12/13 losing favourites recently whose last race was 15-21 days ago. This 2 week-3 week gap looks to be a hindrance. In 2023, the qualifiers Pulled up, finished 12<sup>th</sup>, Pulled Up and Run Out. Speculators might eye a place only market lay?

**6/1 ISP** - Look out for any favourites going off at Bookmaker (Industry Starting Price) of 6/1. A 95.2% strike rate for the layer since 2010 yielding an 11.9 point profit.

But 2023 shows the Achilles Heel in laying at such odds. A winner and a 2<sup>nd</sup> in 2023 provided a net loss. With Average Betfair SP odds of 8.16, any winner will hurt!

**5yo+ 160 rated races** - see a 95.6% strike rate for the favourite layer. Current sequence of 7 consecutive losing favourites. 4 qualifiers 2022 but only 1 in 2023.

**5 runs in the last year a layers dream** - 31.7 points profit since 2010 to level stakes.

Laying favourites at odds of greater than 2.5 BSP saw 4 consecutive profitable lays in 2023, and a 91.8% strike rate overall.

**1 run in the last month** - Favourites seem hindered by just the one run in the last month prior to the Festival. 5/8 qualifiers recently actually failed to finish! There have now been 5 consecutive years of layers' profits.

**Mares** - The recent trend favours the layer. Only 2 winning favourites in 9 running's since 2022. The trend since 2010 though favours the backer.

**Sire Country GB** - Favourites whose sire country is Great Britain have profited to the tune of 21 points to BSP for the layer. Since 2021, the profit stands at 10 points for the layer with the current losing sequence of 8.

**Sire Presenting** - Sire Presenting's progeny, when favourite, have only 1 win in 11 running's since 2010. 5 of the last 6 running's were unplaced, which again will open the door to potential place only laying.

**158 pounds exactly** - I make 158 pounds 11 stone and 4 lbs. Watch out for any favourites weighing this exact amount. 14 of the last 16 qualifiers have finished in the top 3. A win/place attack may pay dividends.

**Weight rank 1** - Weight Rank 1 is better known as 'top weight'. Top weights, when favourite, have been good to back. 17 points profit to BSP since 2010. 15 of the last 19 top weights finished within the top 4 with only 1 4<sup>th</sup> placer, the rest finishing 1<sup>st</sup>, 2<sup>nd</sup>, or 3<sup>rd</sup>. That place/win angle re-surfaces!

## Conclusions

Some excellent angles. There are a number of instances for the backer where the incidences of horses winning and placing is consistent. You may wish to employ some kind of Win/Place combination betting. Each-way betting is an obvious start point.

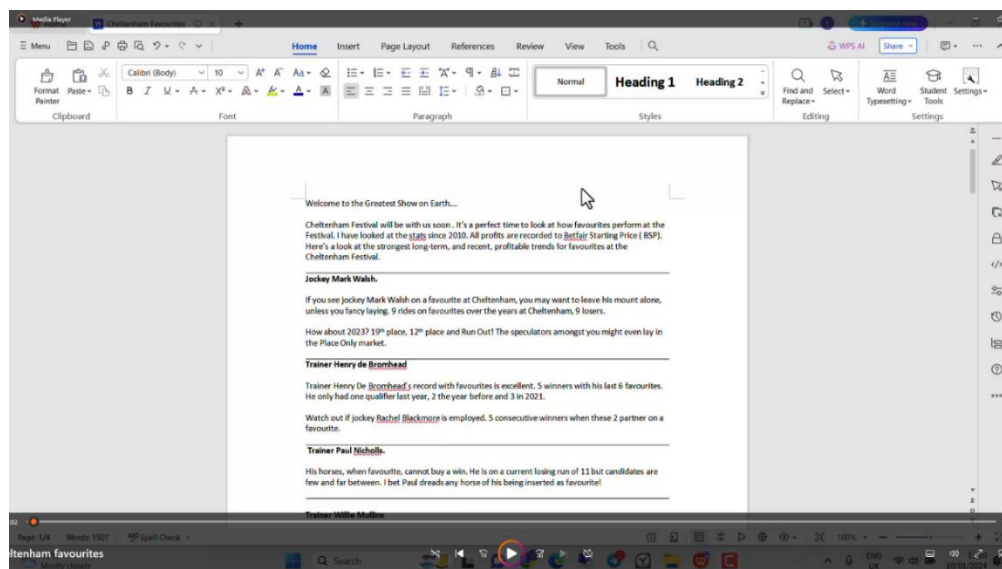
Henry De Bromhead and Willie Mullins are my 2 trainers when their charges are favourite. Willie Mullins hiccups of 2017-2020 have been firmly quashed by recent form.

Chase Favourites have been luckier for the punters in recent years. Level stakes profits each year recently. Same again this year?

And don't forget top weights. Good for the win/place only backer too.

Whatever your approach, enjoy this scintillating Festival. I will do an accompanying video to show you where to find the information and to introduce you to a great additional website which profiles the last 10 running's of each race at Cheltenham. A great way to uncover winners.

Please watch the accompanying videos which will show you where you can find the above information.



**Cheitenham Festival**

Day 1 | Day 2 | Day 3 | Day 4

Triumph Hurdle | County Handicap Hurdle | Albert Bartlett Novice Hurdle | Gold Cup | Hunters Chase | Mrs Paddy Power Mares Chase | Martin Pipe Handicap Hurdle

## Gold Cup

Grade - 1

Course - Cheltenham (New Course)

Race Type - Steeplechase

Distance - 3 Miles 2 1/2 Furlongs (26.5F)

Ages - 5yo +

Weights - 11st 6lbs (5yo), 11st 10lbs (6yo+), (7lb allowance for mares)

Sponsor - Boodles

**Grade 1**

### Recent Form and Trends

Recent Winners | Winners Form

Year	Winner	Jockey	Trainer	Age	Weight	Price	Runners	Fav Pos	Rating	R	W

**Clive Keeling - [What Really Wins Money](#)**

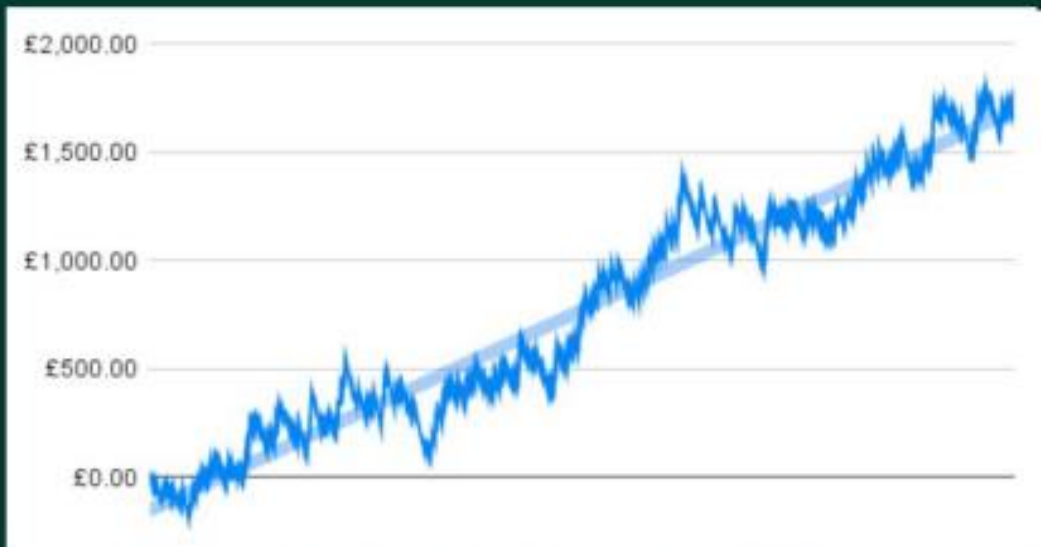
# Make Consistent Profits from Horses with Proven Form Running Under Ideal Conditions

With Proven Pro Punter John Burke as Your Guide

[Click For Your 1 Month Trial](#)

If you want Regular Winners and Long Term Profit from a Proven Expert

All at a Budget Price then John Burke's Consistent Profits is the Service For You



**Results from December 2018**

[Click For Your 1 Month Trial](#)



## Paul Moon

We continue this month with Paul Moon's [The Racing Horse](#).

Paul regularly shares with our members his [Racecourse Templates](#) for Friday racing.



## Perceived Value

The key to success in betting is the ability to identify value bet situations where the odds available are greater than the true chance of winning, and then to have the discipline to methodically bet only when these situations arise.

If this is done the laws of mathematics and probability dictate that in the long term, you will make a profit.

The concept of value is without doubt the most misunderstood and misused factor by virtually all those involved in horse racing betting. Most people/punters/pundits automatically correlate a big price with good value - but they are **WRONG, COMPLETELY WRONG!**

Perceived value can be found in a 4/9 shot, 7/4, 11/4, 8/1 or a 33/1 - it can be found at any odds.

Gambler Harry Findlay told everyone he backed his horse Denman in a lowly race at Bangor at prices around 1/12 winning £33,000 from a stake of £360,000. He said it was the easiest money he had ever won, then claimed the horse would be 1/25 if the race was run today.

The phrase perceived value is used instead of value because nobody on planet earth can be absolutely certain what true value is about anything!

In racing everything is an estimate. The theory of value is every horse in a race has a chance of some sort to win, that chance can be translated into odds that represent its true chance of winning.

For example, a horse with a 50% chance of winning should be offered at even money whilst one with a 25% chance should be 3/1.

Typically, it is the bookmakers who present the public with odds or a numerical estimation of a horse's chances. We look at the horse offered at 3/1 with a supposed 25% chance of winning. This means if you back this horse over an infinite sequence of bets, the horse will need to win 25% of the time to break even. The word infinite is used because any one bet or a short-term sequence of bets can be greatly influenced by something best described as random factors.

A true 3/1 chance could lose 46 times in a row, but the bet will break even over an infinite or long enough sequence for the short term losing run to balance out, so one must understand/acknowledge fully what an infinite sequence is.

So, although the bookmakers are adept at translating perceived chance into odds, it remains a subjective exercise - it is impossible for a human being to verify the true chances of a horse winning a race. Experience means one can find value variations of those prices offered by bookmakers and layers.

A value bet is one where the bettor believes the true odds are shorter than those offered by the bookmaker. A single win bet represents the best chance of finding value - you never see a bookmaker advertising win singles.


Betting to Starting Prices equates to foolishness, in effect the bettor is surrendering an edge to the bookmaker and disregarding the ABC of betting and its mathematical structure. The bettor must, or try to, secure best prices at all times!

Having several bookmaker accounts and a Betfair Exchange account is absolutely essential when seeking the elusive perceived value, though keeping those accounts open will need sleight of hand by the individual bettor.

On a personal note, we trade daily between the bookmakers and the exchanges to disguise and mask our betting but have still lost most of our accounts or been restricted when searching good early prices. Because of betting restrictions on our accounts, it is only a matter of time before we totally migrate to Betfair Exchange, we have already resigned ourselves to this reality.

Betfair Exchange odds are set by individuals and not professional odds compilers employed by bookmakers. This means one can ask for a price, so given the opportunity to strike a bet at one's considered perceived value, and if reading the race correctly, it is possible to get matched, more often than not.

Our results are shown to advised prices with bookmakers at a particular time, but our personal profit is between 20% to 30% higher each month. Assuming bettors have signed up to the mentality aspects of sports betting, finding perceived value and getting on at that perceived value price is the primary task in sports betting.



## Information Source

An information source is a person, thing or place from which information comes, arises, or is obtained. Information sources can be known as primary or secondary. That source might then inform a person about something or provide knowledge about it.

The Racing Horse genuinely believes MATHEMATICS are the GOVERNING FORCE of SUCCESSFUL HORSE RACING BETTING, so the base and foundation from which our strategy and systems are built.

If the reader does not accept this assertion, our explanation regarding information source will render the rest of this chapter worthless...

Receiving information and any consequential evaluation is problematic because betting mindsets have already been programmed with tainted dogma which is hard to break down. Nobody is totally neutral or totally receptive, all humans retain bias, they might not admit to it, but life's journey impacts all of us in some way, shape or form.

The task for the bettor is to set aside the erroneous for the sake of a clean bet - we will prove this point later in this chapter.

Betting information is readily available for little to no cost; however, its translation is central to making a profit. Absolute care is needed when differentiating between clean and clutter.

Clutter typically includes the false, non-contextual, peddled, bias and hype type. Some of this information will be presented very stylishly, giving an air of substance and authority.

There are occasions when trusted outlets produce and peddle false information, made worse by doing so knowingly.

One example, the Racing Post, Timeform and Attheraces and other publications have amalgamated all Southwell AW form as being on the same surface. Incorrectly, they are combining/correlating the form of the old Fibresand surface with that of the new Tapeta surface.

This is a total misrepresentation!

The two surfaces could not be more different.

Fibresand was extremely unforgiving and tough to race on and considered the equivalent of heavy going on the Turf, whilst the Tapeta surface is closest to good ground!

Most bettors are totally ignorant/unaware of the fact, so compounding matters. As always, the onus rests solely on the bettor to understand what constitutes optimum conditions if we are to make a long-term profit from our betting.

Some bettors love trends, some think they are largely nonsense. We know each mathematical number has a value, but if not used in correct context becomes irrelevant then worthless. Trends are best used to sort contenders from pretenders, not for bettors to find a stat that confirms previous and personal bias.

Though trends have a role in preparation, wagering based solely on racing trends is a misapplication. Trends can be contradictory and relate to old formats and not all trend lines carry the same weight.

Generally speaking, we find they come in three categories, some containing absolute validity, some with a help or hinder ratio, others with no worth or argument weighting at all.

In isolation, a single trend is of limited value, whereas an association or aggregation of pertinent trends become valuable.

Trends can help remove three perennial saboteurs of a bet, namely random, hunch and hype!

The first race at the Cheltenham Festival is the Supreme Novices' Hurdle and we look at our trends for this race and walk our way through it.

1. 20/20: Foaled between March & May (100%)
2. 20/20: Between 2-7 runs that season (100%)
3. 20/20: Won over hurdles previously (100%)
4. 17/17: Rested at least 16 days (100%)
5. 17/17: Won at 2m - 2m1f (100%)
6. 13/13: At least 2 previous wins over 15-17 furlongs (100%)

We note the last 20 winners had been foaled between March and May.

Is it a coincidence not one of the last 20 winners had been foaled in February? We cannot be sure but given this statistic would the reader bet on a horse foaled in February?

The last 20 winners had between 2-7 runs that season, meaning not one succeeded with just one run under its belt.

This trend infers even the best horse needs to be fully fit to win.

QUESTION: If the favourite was foaled in February and won his only race impressively by 15l would the reader take 5/2, 7/2 or 9/2?

The trends confirm all winners in the last 20 years won over hurdles previously, a trend impossible to argue with. Punditry often uses the phrase 'hitting the bar' but for non-handicap Cheltenham Championship Races there is only winning form.

Asking a horse to get back up within less than 16 days seems foolish irrespective of constitution or form. Beating a big field of fully prepared and hardy opponents, trained by the best National Hunt trainers in the world who have been specifically targeted for this race, cannot succeed without a near-perfect preparation.

Trends 5 and 6 explain themselves.

Be assured there will be good horses in this race who will not replicate these figures, severely compromising their chance of victory.

It is the next 7 trends that probably hold the key to who wins the Supreme Novices' Hurdle.

1. 19/20: Sent off no bigger than 25/1 (95%)
2. 19/20: Won at least a Class 3 contest (95%)
3. 19/20: Contested at least a Class 2 race (95%)
4. 19/20: In first 3 last time out (95%)
5. 16/17: Ran 2-4 times since October (94%)
6. 16/17: Ran within the last 60 days (94%)
7. 16/17: Ran 2-5 times over hurdles (94%)

Could an outsider priced 28/1 or more win this particular race, the mathematics says it is possible but extremely unlikely.

The trends also suggest the winner contested at least a Class 2 race and won a Class 3, furthermore it finished in the first 3 last time out.

From this band we can say for relative certainty the winner would already have proved winning class.

Our numbers are very strong for this race and cannot be ignored. The top 6 trends show a recurrence rate of 107/107 for 100% whilst the top 13 trends show 231/238 for a recurrence rate of 97.06%. The percentage aggregation cannot be argued with, and our starting point for next year's race!

Is there a need to expand our information further to help us find the winner of this particular race?

We know 11/12 winners of this race are 5 or 6yos (92%) and all bar 7 winners since 1972 have fitted into that age bracket. We know 11/12 winners had at least 1 previous win in a Grade 1-3 race (92%), giving an aggregation of 253/262 for a recurrence rate of 96.56%. At the next festival we confidently predict the winner of the Supreme Novices' Hurdle can be found from this aggregation and these clean 15 racing trends.

What is an unclean trend?

There are lots of them filling up column inches and as a consequence distracting the bettor. Compared to our pertinent list does the following 12 lines of information really help?

8. 10/12: Raced in the last 66 days (83%)
9. 10/12: Top 3 in the betting (83%)
10. 17/25: Allocated an Official Rating (68%)
11. 14/25: Trained in Ireland (56%)
12. 11/25: Trained in Great Britain (44%)
13. 5/12: At least 1 previous run at Cheltenham (42%)
14. 5/12: Ran next in the Champion Novice Punchestown Hurdle (42%)
15. 4/12: Winning favourites or joint favourites (33%)
16. 3/12: Ran next in Fighting Fifth Hurdle Newcastle (25%)
17. 2/12: At least 1 previous win at Cheltenham (17%)
18. 0/20: No winners bigger than 40/1 (0%)
19. 0/20: No Swedish or Congo Basin trained winners (0%)

Racing TV are one of the more serious outlets, but we look at their advice regarding the market.

There is information here that some might enjoy reading, but it will not, or cannot help the reader find next year's winner, we quote:

- Appreciate It (8/11) struck at a short price in 2021, while Constitution Hill was sent off the 9/4 joint-favourites in 2022 and was the fourth favourite to have won in the past 15 renewals.
- Only a couple of those 15 winners were sent off at 12/1 or bigger.
- The longest-priced winner was Arctic Kinsman at 50/1 in 1994
- While the 2007 victor Ebaziyan is one of two 40/1 shots to have scored
- The shortest-priced winners at 4/9 were Tsaoko in 1950 and Flyingbolt in 1964
- Favourites and joint favourites have been successful 12 times in the 50 runnings since 1972.

Historically speaking all the above is true but in the context of finding the winner for 2024 is fluffing nonsense!

Ask yourself this - does this info help or hinder, does it simplify or complicate?

How many people remember Tsaoko in 1950? Who trained him, who rode him - who cares?

No disrespects to the horse and his ability, but just not relevant in any discussion about the Supreme Novices' Hurdle 2024.

This is the clutter we were previously referring to!

Each of these trends offer no advancement and little argument weighting when looking for the winner.

At the beginning of the chapter, we talked about bias and how it can foul clean information. Imagine a 2yo race containing 6 runners from 6 different trainers (we show their national averages in brackets).

The trainers of these juveniles are:

- Sir Michael Stoute (19%)
- James Fanshawe (15%)
- Karl Burke (14%)
- John Quinn (12%)
- Jane Chapple-Hyam (11%)
- Michael Appleby (11%).

We ask the reader for their initial assessment in finding the winner.

We now reveal the number of their 2yo winners and strike rates for the current year (up to 3 November 2023) and ask the reader did they expect these numbers:

- Karl Burke: 60-281 for 22% (+5.39)
- John Quinn: 10-62 for 16% (+27.20)
- Jane Chapple-Hyam: 7-46 for 15% (+14.36)
- Michael Appleby: 6-22 for 27% (+19.50)
- James Fanshawe: 4-41 for 10% (-18.13)
- Sir Michael Stoute: 2-29 for 7% (-20.00)

Be honest, how many readers expected to see the above figures?

Bearing in mind the 2yos numbered above will be the classic generation next year. Who would have thought Stoute would have trained just 2 juvenile winners this year? Burke has trained 58 more 2yo winners! Michael Appleby is operating at 27% with his 2yos compared to Stoute's 7%.

By the way the sample size of last pairing is similar, 22 versus 29.

Let's look at another 6-runner race. The trainers are:

- J & T Gosden (21%)
- Saeed bin Suroor (20%)
- George Boughey (17%)
- Gary Moore (12%)
- Richard Fahey (11%)
- Tim Easterby (9%)

The reader has now been alerted but the numbers will still surprise!

- Richard Fahey: 33-219 for 15% (-76.87)
- George Boughey: 22-151 for 15% (-61.81)
- J & T Gosden: 11-80 for 14% (-27.82)
- Tim Easterby: 7-168 for 4% (-100.13)
- Saeed bin Suroor: 4-15 for 27% (+5.15)
- Gary Moore: 0-19 for 0% (-19.00)

Even the more learned bettor would not be aware of this clean information, their personal bias would have clicked in then tainted judgement. These numbers matter, they are fact, there is no opinion attached!

Would the reader now back a Gary Moore 2yo runner? Would the reader back a Tim Easterby 2yo runner? Very few would be aware of the Gosden's 2yo numbers which must be a worry for next year regarding the big prizes.

Of course, the stable could have a batch of late-maturing and the suggestion is they will need to have!

The point of this exercise is to show how easy it is to merge clean and clutter information and how a natural homegrown bias misleads.

Above, are just a few obvious examples.

**Paul Moon** – [The Racing Horse](#)

# Racing Consultants

Value Tips for Top Class Racing From Irish Field Naps Correspondent and Radio Pundit Rory Delargy

It's easy to see why Racing Consultants have been upgraded (to the Hall Of Fame)...

...(they have made a) profit of £4794 after fees over the past 12 months – some going indeed!

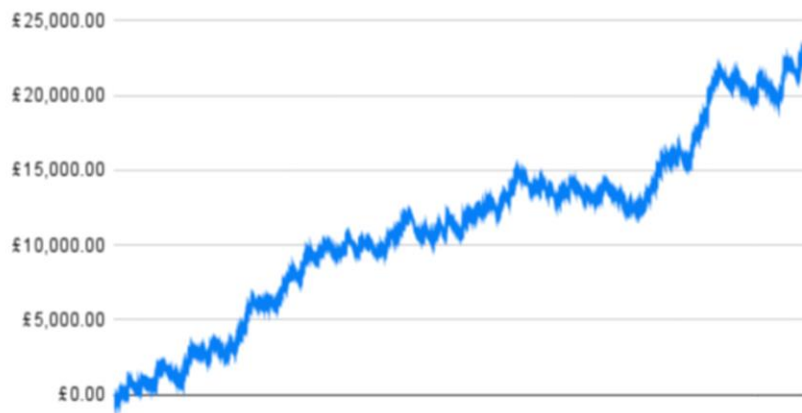


## Big Value Selections at Readily Available Prices for Long Term Profit

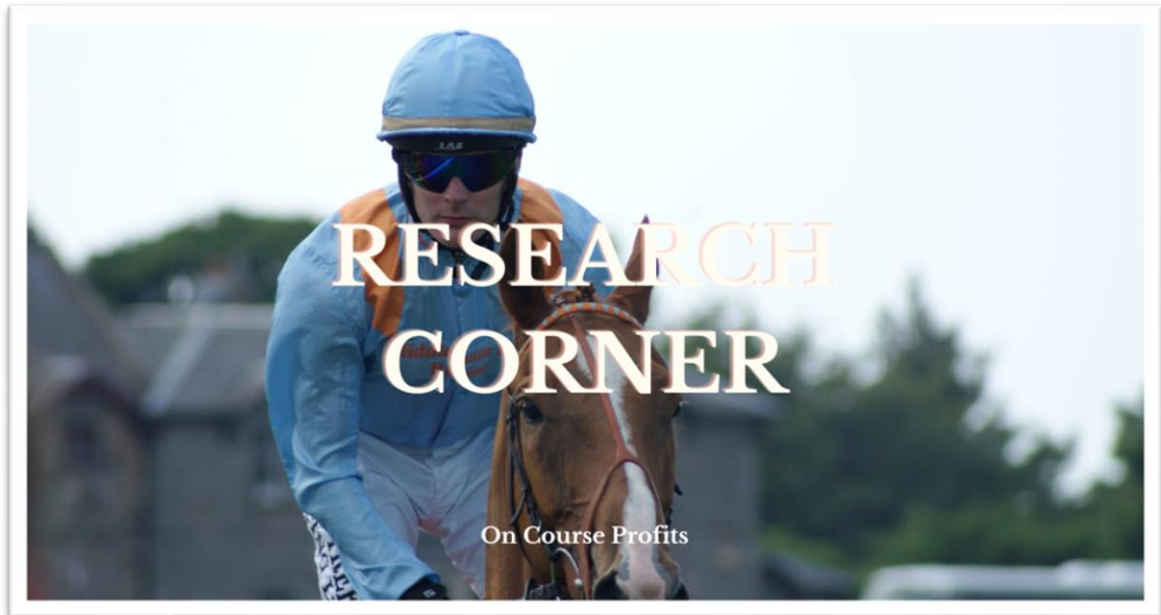


Rory Delargy is the chief British racing correspondent for the Irish Field newspaper, and also writes a daily column for the Irish Daily Star, having previously been a regular pundit on Timeform Radio and William Hill Racing Radio.

He is a regular contributor to the Weatherby's Cheltenham Festival Guide, Attheraces and the Sporting Life among others.



[Click for Free Racing Tips](#)



## Research Corner - Profiting from Jockey's

Hi All

Generally speaking we spend a lot of time researching trainer trends and many profitable angles and strategies have been found over the years, but after all the preparations before the race the one person tasked with delivering the anticipated result is the guy/gal aboard the racehorse.

With that in mind this month we are going to be delving into the recent record of a select number of top jockey's with a view to potentially uncovering some profitable snippet's.

First up is Rossa Ryan who since the start of 2017 has achieved an increasing number of winners culminating in breaking the 200 winners mark during 2023 coupled with a winning strike rate of 18.52%.

### Rossa Ryan

Was born in 2000 and with his father being involved in National Hunt racing it was likely that this would kindle a keen interest in horses and as such he became a champion rider on the pony racing circuit in Ireland, riding 150 winners, before taking out an apprentice jockey's licence in 2016.

In January 2017 he moved to England to take up a position of apprentice jockey with Richard Hannon and rode 21 winners during that first year.

In 2018 he more than tripled that tally to ride 78 winners and finished second in the British Apprentice Jockey's Championship and by 2021 he cracked the 100+ total of winners in a calendar year.

Criteria	Bets	Wins	Win%	P/L(SP)	Places	Place%	Races	Race%	ROI(SP)	P/L(BF)	ROI(BF)	Pic(BF)	Pic%(BF)	P/L(Pic)	ROI(BF Pic)	MxOdd	A/E
2016	24	1	4.17	-3	3	12.5	24	4.17	-12.5	1.5	6.25	3	12.5	-3.82	-15.92	67.00	0.58
2017	180	21	11.67	1.83	65	36.11	180	11.67	1.02	63.42	35.23	70	38.89	22.28	12.38	101.00	0.82
2018	584	78	13.36	-116.18	193	33.05	584	13.36	-19.89	-34.46	-5.9	205	35.16	3.31	0.4	251.00	0.97
2019	622	65	10.45	-180.34	178	28.62	622	10.45	-28.99	-80.19	-12.89	180	28.94	-18.16	-2.92	151.00	0.9
2020	496	63	12.7	-85.45	167	33.67	496	12.7	-17.23	-41.48	-8.36	173	34.88	-10.12	-2.04	251.00	0.95
2021	784	121	15.43	-110.89	274	34.95	784	15.43	-14.14	20.17	2.57	284	36.5	-21.13	-2.72	401.00	0.99
2022	790	119	15.06	0.88	279	35.32	790	15.06	0.11	154.86	19.6	287	36.47	37.04	4.71	301.00	0.94
2023	1094	203	18.56	109.44	450	41.13	1094	18.56	10	665.36	60.87	462	42.42	77.24	7.09	151.00	1.02
2024	168	28	16.67	-46.13	71	42.26	168	16.67	-27.46	-32.09	-19.1	75	44.64	-14.89	-8.87	34.00	0.72

For a number of years (2019-2022) Rossa Ryan had been the retained rider for Amo Racing but after a breakdown in the relationship with the owner, Kia Joorabchian, he has been freelance and looked after by jockey's agent Steven Croft. Clearly the agent is doing a grand job given how many winners he has managed to get him aboard in recent times. But which trainers have been the source of these winners?

Criteria	Bets	Wins	Win%	P/L(SP)	Places	Place%	Races	Race%	ROI(SP)	P/L(BF)	ROI(BF)	Lay(BF)	ROI(L)	Pic(BF)	Pic%(BF)	P/L(Pic)	Lay(Pic)	MxOdd	A/E
Beckett, R M	322	69	21.43	-1.19	147	45.65	322	21.43	-0.37	48.79	15.15	-77.32	-2.51	150	46.88	-19.07	2.63	81.00	0.96
Hannon (Jnr), Richard	144	22	15.28	35	48	33.33	144	15.28	24.31	64.01	44.45	-79.9	-3.02	50	34.97	-6.38	-2.83	151.00	0.89
Tate, James	88	20	22.73	14.3	43	48.86	88	22.73	16.25	52.81	60.01	-62.57	-7.64	43	49.43	1.68	-6.28	67.00	0.95
Loughnane, David	167	19	11.38	-58.32	52	31.14	167	11.38	-34.92	-47.75	-28.59	35.07	0.99	54	32.53	-22.9	12.61	251.00	0.81
Evans, P D	74	19	25.68	61.45	35	47.3	74	25.68	83.04	87.34	118.03	-97.58	-8.01	37	50	25.67	-30.82	81.00	1.56
Appleby, M	78	18	23.08	2.11	38	48.72	78	23.08	2.71	13.81	17.7	-20.69	-3.36	39	50	27.63	-33.09	51.00	1.05
King, A	109	17	15.6	3.49	49	44.95	109	15.6	3.2	29.58	27.39	-40.48	-1.86	49	45.37	35.98	-43.93	126.00	1.04
Carroll, A W	96	13	13.54	-45.42	37	38.54	96	13.54	-47.31	-40.62	-42.31	34.24	1.57	42	43.75	0.68	-6.26	101.00	0.79
Dunlop, E A L	59	10	16.95	-3.33	23	38.98	59	16.95	-5.64	-2.05	-3.48	-2.87	-0.22	23	38.98	-6.97	3.64	151.00	0.87
Cox, C G	92	10	10.87	-37.21	35	38.04	92	10.87	-40.45	-29.19	-31.73	22.31	1.64	35	38.04	-10.95	5.68	51.00	0.67

The above table details the trainers for which Rossa Ryan has ridden 10 or more winners since the start of 2021. As we can see he is still riding a decent amount of winners for the yard of Richard Hannon where his Apprentice career blossomed.

However sitting above that yard in the above Table is Ralph Beckett and we will start with that particular trainer in search of our potentially profitable angles.

## Ralph Beckett

Beckett's training career started when he took over the Peter Walwyn yard for whom he had been the assistant since 1996. From 2000 onwards he trained 105 winners from Windsor House in Lambourn. He was then invited to move to Whitsbury Manor by the landlord, Chris Harper, and a further 245 winners followed including the 2008 winner of the Epsom Oaks Look Here.

By the start of 2011 he had successfully negotiated and bought the Kimpton Down stables which is where he is currently based in Hampshire.

The combi of Rossa Ryan and Ralph Beckett first occurred during 2019 and as can be seen from the below Table it has clearly blossomed since.

Criteria	Bets	Wins	Win%	P/L(SP)	Places	Place%	Races	Race%	ROI(SP)	P/L(BF)	ROI(BF)	Pic(BF)	Pic%(BF)	P/L(Pic)	ROI(BF Pic)	MxOdd	A/E
2019	6	3	50	7.62	4	66.67	6	50	127	11.46	191.08	4	66.67	0.87	14.52	17.00	2.08
2020	67	19	28.36	32.53	33	49.25	67	28.36	48.55	50.17	74.88	33	49.25	8.06	12.03	101.00	1.48
2021	71	15	21.13	-17.8	28	39.44	71	21.13	-25.07	-9.87	-13.9	31	44.93	-1.17	-1.7	101.00	0.95
2022	85	18	21.18	14.27	32	37.65	85	21.18	16.79	34.49	40.58	33	38.82	-11.61	-13.66	81.00	1.08
2023	235	51	21.7	-13.46	113	48.09	235	21.7	-5.73	25.83	10.99	115	49.36	-3.96	-1.7	81.00	0.93
2024	3	1	33.33	1.33	3	100	3	33.33	44.33	1.82	60.73	3	100	1.87	62.39	4.33	1.02

If we consider the “Combi” runners by race code we find

Criteria	Bets	Wins	Win%	P/L(SP)	Places	Place%	Races	Race%	ROI(SP)	P/L(BF)	ROI(BF)	Lay(BF)	ROI(L)	Pic(BF)	Pic%(BF)	P/L(Pic)	Lay(Pic)	MxOdd	A/E
Flat	342	79	23.1	18.49	149	43.57	342	23.1	5.41	73.66	21.54	-104.53	-2.86	155	45.72	-24.62	7.03	101.00	1.08
All Weather	124	27	21.77	2.67	63	50.81	124	21.77	2.15	22.03	17.76	-33.14	-3.05	63	51.22	10.8	-17.53	51.00	0.94

Although the runners on the Flat Turf have a slightly better profit, the AW ones have still returned +17.76% ROI to level stakes at the Betfair SP.

If we next consider the Combi runners competing in Handicaps and Non we find

Criteria	Bets	Wins	Win%	P/L(SP)	Places	Place%	Races	Race%	ROI(SP)	P/L(BF)	ROI(BF)	Lay(BF)	ROI(L)	Pic(BF)	Pic%(BF)	P/L(Pic)	Lay(Pic)	MxOdd	A/E
Non Handicap	262	53	20.23	-19.87	128	48.86	262	20.23	-7.58	21.63	8.26	-44.22	-1.39	133	51.55	0.88	-13.75	101.00	0.89
Handicap	204	53	25.98	41.03	84	41.18	204	25.98	20.11	74.06	36.3	-93.45	-5.99	85	41.67	-14.69	3.25	41.00	1.24

The profit with this combi would appear to be when they team up in Handicap races, but given the earlier stats how do the results stack up by Flat and AW?

Criteria	Bets	Wins	Win%	P/L(SP)	Places	Place%	Races	Race%	ROI(SP)	P/L(BF)	ROI(BF)	Lay(BF)	ROI(L)	Pic(BF)	Pic%(BF)	P/L(Pic)	Lay(Pic)	MxOdd	A/E
Flat	147	34	23.13	6.64	55	37.42	147	23.13	4.52	27.93	19	-41	-3.32	56	38.1	-23.01	14.88	41.00	1.15
All Weather	57	19	33.33	34.39	29	50.88	57	33.33	60.33	46.12	80.92	-52.45	-16.13	29	50.88	8.32	-11.63	17.00	1.44

Both of the race codes have been profitable with the Rossa Ryan/Ralph Beckett when they have teamed up in Handicap races.

Performance of System Based on Below Set Criteria.																			
Bets	Wins	Win%	P/L(SP)	Places	Place%	Races	Race%	ROI(SP)	P/L(BF)	ROI(BF)	Pic(BF)	Pic%(BF)	P/L(Pic)	ROI(BF Pic)	MxOdd	A/E			
204	53	25.98	41.03	84	41.18	204	25.98	20.11	81.16	39.79	85	41.67	-11.4	-5.59	41.00	1.24			

You currently have 3 categories with specifications in your system.

**Race Data** - All of these categories specify only the types of races included.

Handicap/Non **Handicap**

**Jockey Data** - These categories specify characteristics for the jockey riding the analysed horse.

Jockey **Ryan, Rossa**

**Trainer Data** - These categories specify characteristics of the trainer of the analysed horse.

Trainer **Beckett, R M**

System JO-112-21-03-24-SC: Back the runners trained by Ralph Beckett when they are ridden by Rossa Ryan and running in Flat or AW Handicap races.

If we revisit the earlier Table next on the total winner’s podium when teaming up in the most recent period is Rossa Ryan and Richard Hannon.

## Richard Hannon

Junior as he is affectionately known took over the reins from his father in 2014 and Classic victories have been amongst the 1500+ winners since. Many top riders started out with the Hannon's including Rossa Ryan and clearly, based on the more overall recent results we should take note.

Having said that if we break down the most recent period we find.

Performance of System Overall and By Year																			
	Bets	Wins	Win%	P/L(SP)	Places	Place%	Races	Race%	ROI(SP)	P/L(BF)	ROI(BF)	Lay(BF)	ROI(L)	Pic(BF)	Pic%(BF)	P/L(Pic)	Lay(Pic)	MxOdd	A/E
ALL	144	22	15.28	35	47	32.64	144	15.28	24.31	64.01	44.45	-79.9	-3.02	49	34.27	-8.45	-0.75	151.00	0.89
2024	4	1	25	-0.25	2	50	4	25	-6.25	0.14	3.38	-0.45	-3.19	2	50	-0.5	0.32	5.50	0.95
2023	20	1	5	-17.9	4	20	20	5	-89.5	-17.83	-89.16	16.82	4.42	4	20	-4.86	3.47	51.00	0.43
2022	120	20	16.67	53.15	41	34.17	120	16.67	44.29	81.71	68.09	-96.27	-4.28	43	36.13	-3.1	-4.54	151.00	0.94

It would appear that during 2023 there was a big reduction in this Combi and maybe for now we take a watching brief.

Next on the earlier table is James Tate

## James Tate

A relatively new addition to the training ranks having started out just over a decade ago. Based at Newmarket he has recently teamed up with Rossa Ryan as can be seen from the following Table.

Performance of System Overall and By Year																			
	Bets	Wins	Win%	P/L(SP)	Places	Place%	Races	Race%	ROI(SP)	P/L(BF)	ROI(BF)	Lay(BF)	ROI(L)	Pic(BF)	Pic%(BF)	P/L(Pic)	Lay(Pic)	MxOdd	A/E
ALL	96	23	23.96	26.18	48	50	96	23.96	27.27	67.25	70.05	-78.28	-7.15	48	50.53	7.06	-12.25	101.00	1.04
2024	4	1	25	-2.27	2	50	4	25	-56.75	-2.25	-56.24	2.06	14.72	2	50	-1.33	1.19	8.00	0.7
2023	54	14	25.93	12.84	25	46.3	54	25.93	23.78	44.27	81.99	-50.71	-11.14	24	45.28	-9.44	6.96	41.00	1.08
2022	30	5	16.67	3.73	16	53.33	30	16.67	12.43	10.79	35.96	-13.92	-3.98	17	56.67	12.44	-14.43	67.00	0.76
2021	8	3	37.5	11.88	5	62.5	8	37.5	148.5	14.44	180.46	-15.71	-5.7	5	62.5	5.38	-5.97	101.00	2.7

What about the type of race with this combination of Jockey and Trainer?

Criteria	Bets	Wins	Win%	P/L(SP)	Places	Place%	Races	Race%	ROI(SP)	P/L(BF)	ROI(BF)	Lay(BF)	ROI(L)	Pic(BF)	Pic%(BF)	P/L(Pic)	Lay(Pic)	MxOdd	A/E
Non Handicap	52	15	28.85	39.94	31	59.62	52	28.85	76.81	79.94	153.72	-87.94	-10.6	31	60.78	20.81	-23.96	101.00	1.25
Handicap	44	8	18.18	-13.76	17	38.64	44	18.18	-31.27	-12.69	-28.83	9.66	3.65	17	38.64	-13.76	11.71	21.00	0.79

Clearly the non-handicap runners are the ones that we should be interested in.

Performance of System Based on Below Set Criteria.																			
Bets	Wins	Win%	P/L(SP)	Places	Place%	Races	Race%	ROI(SP)	P/L(BF)	ROI(BF)	Pic(BF)	Pic%(BF)	P/L(Pic)	ROI(BF Pic)	MxOdd	A/E			
52	15	28.85	39.94	31	59.62	52	28.85	76.81	83.63	160.82	31	60.78	22.1	43.33	101.00	1.25			

You currently have 3 categories with specifications in your system.

**Race Data** - All of these categories specify only the types of races included.

Handicap/Non **Non Handicap**

**Jockey Data** - These categories specify characteristics for the jockey riding the analysed horse.

Jockey **Ryan, Rossa**

**Trainer Data** - These categories specify characteristics of the trainer of the analysed horse.

Trainer **Tate, James**

System JO-112-22-03-24-SC-Gd: Back the runners trained by James Tate when they are ridden by Rossa Ryan and entered in non-handicap races.

The next trainer in the earlier Table, David Loughnane, has a modest strike rate when teaming up with Rossa Ryan so we will move on to the next one.

## David Evans

In contrast to James Tate, David Evans is a veteran of the training ranks in having had his licence for over thirty years. He has consistently been one of top yards on the All Weather with close to 400 winners at Wolverhampton.

Performance of System Overall and By Year																			
	Bets	Wins	Win%	P/L(SP)	Places	Place%	Races	Race%	ROI(SP)	P/L(BF)	ROI(BF)	Lay(BF)	ROI(L)	Pic(BF)	Pic%(BF)	P/L(Pic)	Lay(Pic)	MxOdd	A/E
ALL	177	35	19.77	70.1	69	38.98	177	19.77	39.6	115.81	65.43	-136.48	-3.82	74	41.81	25.09	-36.98	126.00	1.27
2024	13	2	15.38	-6.29	5	38.46	13	15.38	-48.38	-6.25	-48.08	5.45	3.27	5	38.46	-3.42	2.78	29.00	0.82
2023	66	17	25.76	62.74	31	46.97	66	25.76	95.06	88.59	134.23	-98.28	-8.74	33	50	26	-30.75	81.00	1.6
2022	1	0	0	-1	0	0	1	0	-100	-1	-100	0.95	7.04	0	0	-1	0.95	10.00	0
2021	7	0	0	-7	2	28.57	7	0	-100	-7	-100	6.65	5.94	3	42.86	1.39	-1.87	51.00	0
2020	30	4	13.33	-5.25	10	33.33	30	13.33	-17.5	-0.47	-1.58	-2.17	-0.31	10	33.33	-0.78	-1.23	126.00	0.94
2019	13	4	30.77	19.2	4	30.77	13	30.77	147.69	27.77	213.65	-30.16	-6.49	4	30.77	-1.83	1	51.00	1.9
2018	47	8	17.02	7.7	17	36.17	47	17.02	16.38	14.17	30.15	-18.92	-1.91	19	40.43	4.74	-7.86	101.00	1.13

The above Table shows a mixed bag with big profits in a couple of years so it will be interesting to see how the turf and AW compare.

Criteria	Bets	Wins	Win%	P/L(SP)	Places	Place%	Races	Race%	ROI(SP)	P/L(BF)	ROI(BF)	Lay(BF)	ROI(L)	Pic(BF)	Pic%(BF)	P/L(Pic)	Lay(Pic)	MxOdd	A/E
Flat	87	17	19.54	53.48	35	40.23	87	19.54	61.47	90.73	104.29	-102.69	-4.92	38	43.68	27.93	-34.43	126.00	1.29
All Weather	90	18	20	16.62	34	37.78	90	20	18.47	25.08	27.87	-33.79	-2.27	36	40	-2.84	-2.55	81.00	1.25

Both codes have seen a similar strike rate although the profit on the flat has been better, so how about handicaps versus non-handicaps?

Criteria	Bets	Wins	Win%	P/L(SP)	Places	Place%	Races	Race%	ROI(SP)	P/L(BF)	ROI(BF)	Lay(BF)	ROI(L)	Pic(BF)	Pic%(BF)	P/L(Pic)	Lay(Pic)	MxOdd	A/E
Non Handicap	26	2	7.69	-19.47	6	23.08	26	7.69	-74.88	-19.49	-74.95	18.05	1.09	6	23.08	-14.3	13	126.00	0.58
Handicap	151	33	21.85	89.57	63	41.72	151	21.85	59.32	135.3	89.6	-154.53	-8.03	68	45.03	39.39	-49.98	51.00	1.36

Clearly the non-handicaps should be avoided.

Performance of System Based on Below Set Criteria.																		
Bets	Wins	Win%	P/L(SP)	Places	Place%	Races	Race%	ROI(SP)	P/L(BF)	ROI(BF)	Pic(BF)	Pic%(BF)	P/L(Pic)	ROI(BF Pic)	MxOdd	A/E		
152	33	21.71	88.57	64	42.11	152	21.71	58.27	142.3	93.62	69	45.39	44.14	29.04	51.00	1.35		

You currently have 3 categories with specifications in your system.

**Race Data** - All of these categories specify only the types of races included.

Handicap/Non **Handicap**

**Jockey Data** - These categories specify characteristics for the jockey riding the analysed horse.

Jockey **Ryan, Rossa**

**Trainer Data** - These categories specify characteristics of the trainer of the analysed horse.

Trainer **Evans, P D**

System JO-112-24-03-24-SC-Gd: Back the runners trained by David Evans when ridden by Rossa Ryan and running in handicap races.

Moving on the next trainer in the earlier Table is Mick Appleby but on closer inspection we find that since 2018 only one of the years have proven to be profitable so this time around, we will pass.

The only other combi of interest is that of Rossa Ryan and Alan King but once again when you drill down the profits have come from one fruitful campaign and one winner that returned 36.09 on the Betfair SP.

Hopefully the trio of systems detailed above will prove to be fruitful during the coming months.

Next time around we will take a looksee at a number of other combinations between the younger generation of jockeys etc.

Until next time

**Steve Carter**



## The Pep Talk – The Cheltenham Festival

### National Hunt Chase

It feels as though there has been a good bit of chopping and changing when it comes to the National Hunt Chase this season and it hasn't been clear who may, or may not, be running. But the waters are running clearer now, and it appears Embassy Gardens is Willie Mullins' number one hope as Nick Rockett and Minella Cocooner aren't necessarily even going to Cheltenham.

If Corbetts Cross runs at the Festival, it looks like it'll be here. But his jumping leaves a lot to be desired and I think he's poor value. The one who I do think is excellent value here is **Broadway Boy for Nigel Twiston-Davies**. He's entered in the Brown Advisory as well, but he can't realistically win that, and I'd like to think his connections will opt for the easier option of the National Hunt Chase.

Experience is valuable in this contest and Broadway Boy has enough of that, having run 7 times over hurdles and 5 times over fences. He's won 3 of those chase starts, 2 of them being at Cheltenham. He won a novice chase on the old course (same as the National Hunt Chase) over three miles at the November meeting by 20-lengths.

Then what was more impressive was him winning a handicap on the new course over 3m2f, beating some experienced and high quality horses which included Grade 1 winner Protektorat, who was back in 3rd. That level of form and the experience of that will stand him in really good stead heading into this.

His run in the Hampton at Warwick was a disaster - it was his fifth run in three and a half months, he was conceding weight all round and himself and Apple Away went hammer and tongs the whole way and cut each other's throats. It was a run to completely ignore with regard to the rest of the season and I like that they've given him plenty of time to recover from that.

Broadway Boy is an extraordinarily strong stayer, is a bold but safe jumper, has course form and has the required experience for the task at hand. This is a great chance to upset the Mullins applecart at the start of the week. There is some 14/1 available with Betfair ante post which looks very generous to me, but it means if he does go to the Brown Advisory then the bet is lost. But there's plenty of 10/1 available non runner money back, so it's down to personal preference given he could run in the other race.

### **Recommended Bet**

**Back Broadway Boy @ 14/1 ante post or 10/1 NRMB**

## Stayers Hurdle

As has been the case the last few years, the Stayers Hurdle is wide open.

Teahupoo heads the betting, and this has been the plan since he won the Hatton's Grace in December. But I'm just not sold on Teahupoo. The ground came up perfect for him last year, but he was beaten by 33/1 Sire Du Berlais and 40/1 Dashed Drasher. His beating of Impaire Et Passe in December is fine, but that horse has hardly advertised the form since.

If he runs, I think **Irish Point** could win this relatively comfortably. He doesn't do anything flashy, but he does everything well, he's just solid and dependable. He jumps, settles, travels, stays.

When he was stepped up to three miles over Christmas, you could excuse him for being keen considering it was his first go at the trip and they went slow, but he settled beautifully. Irish Point put that race to bed effortlessly and I've seen a few things where people have said that doesn't prove he stays three miles, but my view would be that he didn't prove that he doesn't stay.

The style in which he did it, you can't help but be impressed. He's the up and comer in this division for me, but what is slightly concerning from a punting perspective is that Gordon Elliott has said there is a significant possibility he could run in the Champion Hurdle.

I could understand that to a certain extent given he could get third there especially as the race will likely cut up, plus Teahupoo is under the same ownership. But he's got no chance of

winning the Champion Hurdle you'd think, whereas he's got a leading chance in the Stayers Hurdle.

So, the non runner money back concession is coming in handy here.

I'll also give a word of advice that if both Irish Point and Teahupoo are declared here, whoever Jack Kennedy chooses will be the shortener in the market, so if we get any clues as to who he will be riding, it'll be an indicator as to how we can expect the market to react. But what I would be hoping, even if he opts for Teahupoo, Rachel Blackmore could well be on Irish Point as the only entry Henry De Bromhead has is Ballyadam.

### **Recommended Bet**

**Back Irish Point @ 7/2 NRMB**

## Gold Cup

What Galopin Des Champs has done on his last couple of starts has been brilliant, especially over Christmas. The fact he's defending champion just adds more meat to the bone for his supporters. I don't think it's mad to say that he's probably the best staying chaser to perform at a consistently high level arguably since Kauto Star and Denman. Kauto was the last horse to go off odds on for a Gold Cup and that was 2010, so it doesn't happen often.

As good as he's been, I can't back Galopin at odds on here.

I think Shishkin has a right chance.

What he did in the Denman Chase at Newbury was ideal, he started with no bother at all and jumped well. Nico De Boinville just had to cajole him along, but he won with plenty in hand, and he stays and stays - the trip will be no problem, he'll be flying up that hill at Cheltenham.

I'd challenge anyone who says he wouldn't have won the King George and the only way he's out of the first three in the Gold Cup is if something goes wrong.

His quirks have been blown a little out of proportion in my eyes. He could well think about it at the start again, but I can't spend the next few weeks thinking about if a horse is going to start a race or not, if he doesn't, he doesn't, but I won't lose sleep thinking about it.

There are a few in here that you could try and make an each way case for, but I think the cream will rise to the top and Shishkin is a solid bet.

### **Recommended Bet**

**Back Shishkin @ 10/1 each way ante post or 9/1 each way NRMB**

# Transform Your Betting with Pep's Big Race Tips!

## Top Tips for Top Class Racing

Take Your Trial Now



Alex Peperell  
Longchamp

Dear Racing Enthusiast,

Are you ready to leave your betting frustrations at the starting post and gallop towards consistent wins with unparalleled racing insights? If yes, then **Pep's Big Race Tips** is your golden ticket to the winner's circle!

**Alex Peperell**, an emerging star in the world of horse racing analysis, and the esteemed ante post correspondent for *On Course Profits* magazine, is thrilled to introduce his exclusive tipping service tailored for the discerning UK horse racing aficionado.

With Alex's deep understanding of form dynamics and an unerring eye for value, Pep's Big Race Tips stands out as your go-to source for racing intelligence.

### Why Choose Pep's Big Race Tips?

- **Expert Analysis:** Leverage Alex's expertise and insider knowledge to gain an edge in your betting strategy. His meticulous approach and dedication to uncovering the most promising bets have already made waves in the racing community.
- **Consistent Success:** Our members enjoy a steady stream of insightful tips that translate into real wins. Alex's skill in identifying value means you're getting top-tier advice well before the crowds catch on.
- **30-Day Money-Back Guarantee:** We're so confident in the quality of our service that we offer a no-questions-asked, 30-day money-back guarantee. Your satisfaction and success are our top priorities.
- **Exclusive Offer for New Members:** Dive into the world of informed betting with our special introductory offer – try Pep's Big Race Tips for just £5! It's the perfect opportunity to experience firsthand the difference expert advice can make to your betting results.



### Selections Every Big Race Day

Alex only bets in quality races where the form can be trusted and we can clearly identify value.

This usually means bets from Thursday to Saturday and every day during the big festivals.



### Emailed on the Morning of Racing

When prices are generally available.

Every bet comes with a full explanation of why we are betting.



### Private Member Area

If your email gets blocked by those pesky spam filters just log in on your phone, tablet or PC and pick up the selections.

Sign Up Now for a £5 One Month Trial

## Final Festival Pointers

I've found the novice hurdles tricky to analyse from an ante post perspective, particularly as Willie Mullins has so many of the contenders and he'll be splitting them up as best he can. Wherever **Ballyburn** runs he'll be hard to beat, but he's the only real standout.

The novice chases have become a bit like that too as Fact To File looks almost 50/50 to run in either the Turners or Brown Advisory. I think he should (and hope) he runs in the Turners given the amount of speed he's shown over fences, but he will also likely win whatever race he runs in.

I absolutely loved what **Edwardstone** did in the Game Spirit at Newbury, and I genuinely think he could win the Champion Chase, provided he goes from the front. That is the best chance he has of winning the race as he could expose jumping error in the entire field, including El Fabiolo and Jonbon. Edwardstone really was electric at Newbury, and he would put them to the sword on the old course.

Alan King didn't seem sure the same tactics would be adopted at Cheltenham, so perhaps wait until they line up before backing him. But if he looks as though he'll go from the front, I'll be backing him each way.

The weather will play a huge part in the Ryanair which is the main reason why I've left that race alone. If the ground is good to soft or better, Banbridge will have a good chance and I imagine he will be backed accordingly, but if it's soft or worse he may not even run. The only reason I've not backed him NRMB is that because it's Cheltenham, he could well still run even if it's soft, but his chance will be diminished. But it looks a really competitive renewal all the same so I'm biding my time.

I have a feeling the Mares Novice Hurdle could feasibly be one of the races of the meeting. There are some really exciting prospects lining up with Jade De Grugy, Brighterdaysahead and Dysart Enos all looking high quality mares. Plus, throw in the likes of Queens Gamble, Golden Ace and whatever else Willie Mullins runs.

I can't have a bet at this stage, but that may change come race day.

If you want a horse to include in some multiples, then I don't think you'll find one more solid than **Sir Gino** in the Triumph Hurdle. He's short in the market now, but I wouldn't put anyone off backing him even at odds on.

What he did on trials day was exceptional in brushing aside Burdett Road so easily. He's a supremely talented individual and I'd be surprised if anything beats him this season.

I've not dabbled in any of the handicaps yet and will be waiting until entries and weights come out before getting stuck into those.

Hopefully, we've already got some winners locked in as we've got some decent value, with the only one down being the sad loss of Hermes Allen.

I do find it useful during the week to have had some of those ante post bets on as even though I then take each race as it comes on the day itself, if I come to the same opinion as my ante post bet, it means I don't need to add anymore stake, so it feels like it saves the wallet a bit too.

But good luck with all your bets and most of all, enjoy it!

**Alex Peperell**

*Editor's note: We posted the recommended bets in the Platinum Members Area on 14<sup>th</sup> February, the prices quoted were generally available at that time. We have also added the above runners to our tracker as a reminder.*

**The Biggest Profit of the Year Comes at Cheltenham  
( + £560 to £10 stakes at Betfair SP in March 2023)**



It's a skill that unfortunately we can't all have and it takes years to develop the skills that allow the race watcher to spot a horse that will be winning soon.

One man that has proven his ability with regards to spotting future winners is John Burke famous for his Victor Value big race selections.

**Victor Value Cheltenham Pass**

**One Time Payment - No Repeat Subscriptions**

Analysis and selections for all the big races leading up to and at Cheltenham.

Including...

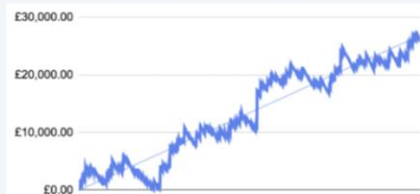
- Arkle Chase - Leopardstown
- Irish Gold Cup - Leopardstown
- Denman Chase - Newbury
- Ascot Chase - Ascot
- Elder Chase - Newcastle
- Full Coverage of Cheltenham Festival
- And many more

For all the big races you will get full analysis and recommended bets.

You will know exactly why every selection has been made with John's detailed analysis.

Cheltenham is the time of big profits - In March 2023 Followers made £560 profit to £10 stakes at Betfair SP

**Victor Value**



**What You Get**

- Detailed analysis of all the big National Hunt races in February & March
- Value Tips - John will detail which selections to back for each race analysed
- Staking Advice - John will tell you how much to stake on each selection
- Priority Invitation - You will be guaranteed a place for our April invite

**Tony S**

Great tipping service in depth analysis in each race great value...

**Tom O'C**

Thank you for yesterday's winner. For me you're the most consistent tipster there is and your intuitive analysis of the races you preview culminates in winners at rewarding odds on a regular basis. Thank you Sir for providing a quality service.

**Simon LJ**

That was a stunning day of tipping John. Well done and my bank (and I) greatly appreciate it.



## Welcome to the Flat Season

Turf Flat racing presents us with unique race types that we can profit from. There are maiden races, 2 year old races, and Big Field Cavalry Charges.

It is the latter that is the focus of this article, more specifically Big Field Handicap races of 16+ runners.

Here's a look at the performance of favourites in Big Field Handicap races of 16 or more runners. I have looked at the last 10 years' data and all results are recorded to Betfair Starting Price (BSP) (as distinguished from Industry Starting Price).

**4 runs in the last year** - Look to lay any favourites running, who have only had 4 previous runs in the last year. I would recommend fixed liability laying here. £100 into £222 using £10 fixed liability staking. We have seen consistent year-on-year profits recently.

An 85.5% strike rate. With average decimal odds of 6.03, fixed liability avoids fluctuations in amounts risked.

**5 runs in the last year** - Another profit for the layers here, particularly to level stakes for the layer. £100 into £530. 2022 was particularly profitable. 2023 did continue the profitable angle. I will show you how to find the information in the accompanying video.

**14 furlongs** - 14 furlongs is 1 mile and 6 furlongs. Laying favourites in these big field handicap races has seen a good profit over time (£100 into £310 to level stakes) and has profited in each of the last 3 years.

**21 runner races** - A specific focus on 21 runner handicap races has proven profitable for the layer. £100 into £430 to £10 lay stakes. The longest winning sequence was 34 which appeals greatly. 3 consecutive years' profits.

**5 year olds** - Favourites aged 5 years in big field handicaps have been good for the backer. A 69 point profit to level stakes (£100 into £794 to £10 level stakes)

After a bit of a sideways move, the profit graph is back in an upwards trajectory in 2023.

Can 2024 match that?

**7 year olds** - This really stands out. The profit graph is strong and consistent. £100 into £632 to level layer's stake. Lay Liability may appeal too as the average odds are decimal 6.48. A 90.2% strike rate is eye catching.

Longest winning sequence of 22. £100 into £1070 using the Lay 1-4 staking plan (more in the video). With such a consistent strike rate, this mild loss retrieval staking plan is perfectly suited.

**Apprentice ridden favourites** - Apprentice jockeys riding in big field handicap favourites are layable. £100 into £519 to level lay stakes. An 86.2% strike rate, 23 match longest winning sequence.

**Cork** - Lay favourites in big field handicap races in Cork, Ireland. £100 into £533 to £10 level lay stakes. An 89.4% strike rate.

**Drawn stall 16** - Back favourites in big field handicaps when they are drawn in stall 16 has been profitable. £100 into £609, it was pretty much break even in 2023 but the long term prognosis is good and it may be worthy of your interest this turf flat season.

**Jockey Chris Hayes** - A 90% strike rate for the layer turned £100 into £415 to level lay stakes. A current sequence of 33 rides without a winner for Chris in these big field handicap races.

**Jockey Gary Carroll** - You may want to turn onto a backer when following jockey Gary Carroll on favourites in big field handicaps. £100 into £608 to level stakes, a 34.1% strike rate, and average odds of 6.59, the profit graph is consistent.

**Nurseries** - A nursery is a 2 year old handicap race. Laying favourites in big field nursery races is, yet again, profitable for the layer. £100 into £412. Races are infrequent but worth monitoring.

**Wednesday** - No rhyme or reason why Wednesday would be the day to focus on. Since 19<sup>th</sup> May 2021, Wednesday has been very profitable for the layer. £100 into £590 to level lay stakes is quite something!

**3 year old, 150+ rated** - Backers might want to follow favourites in big field handicaps for 3 year olds, 150+ rated horses.

£100 into £677 to level stakes (£10) Very encouraging.

## Conclusions

Generally speaking, favourites in big field handicaps are layable, with some notable exceptions such as

- Backing favourites in 3 year old, 150+ rated races
- Jockey Gary Carroll.
- Drawn in stall 16

Watch this accompanying video to show you where you can find all of the pertinent information.

The screenshot shows the Racing Post website interface. At the top, there are navigation links for 'DIGITAL NEWSPAPER', 'HORSE TRACKER', 'FREE BETS', 'MY BOOKMAKERS', 'SUBSCRIBE', and 'LOG IN'. The main header includes the 'RACING POST' logo, a search bar, and a 'NEXT RACE OFF' button. Below the header, there are navigation tabs for 'Racecards', 'Results', 'News', 'Racing Tips', 'Raceday Live', 'Bloodstock', 'Sport Tips', 'Greyhounds', 'Shop', 'Statistics', and 'Pools'. The main content area is titled 'TODAY'S RACING' and features a table of race times and results for various tracks. A video player is overlaid on the table, showing a horse race. To the right, there are 'TODAY'S OFFERS' from Paddy Power, Sky Bet, and betfair.

	13:33	14:03	14:33	15:08	15:43	16:15	16:48
Thurles Jumps   7 races	Result	Result	Result	Result	Result	Result	Result
Ayr Jumps   7 races	13:45 Result	14:15 Result	14:45 Result	15:20 Result	15:55 Result	16:30 Result	17:04 6 Runners
Lingfield Jumps   6 races	13:55 Result	14:25 Result	15:00 Result	15:35 Result	16:10 Result	16:40 Result	
Newcastle (A.W) Flat   7 races	16:24 Result	16:58 Result	17:30 12 Runners	18:00 12 Runners	18:30 12 Runners	19:00 9 Runners	19:30 12 Runners

**TODAY'S OFFERS**  
Exclusive new customer offers    All offers >

**PADDYPOWER**    TOP OFFER

**Get £20 in free bets when you place a £5 bet**

New Customer offer YSKARZ. Place a min £5 bet on the sportsbook at odds of min EV5 (2.0) and get £20 in free bets. Free bet rewards valid for 30 days. Only deposits via Debit Cards & Apple Pay will qualify for this offer. T&Cs apply. Please Gamble Responsibly Paddy's Rewards Club: Get a £10 free bet when you place 5x bets of £10+. T&Cs apply.

**CLAIM THIS OFFER**

**sky bet**    £30 in free bets when you place any bet

**betfair**    Get £20 in free bets when you bet £5

Clive Keeling – [What Really Wins Money](#)

# If you want to Beat the Bookies in the 21st Century you need to be Programmed to Win

In the good old days your battle was with an odds compiler and his opinion but to win today you need data, processing, software and robust systems!

**Winning Selections Found For You & Mailed Out Each Morning**



## PROFIT AT BETFAIR SP

Sad to Say, But the Bookie's Don't Play Fair!

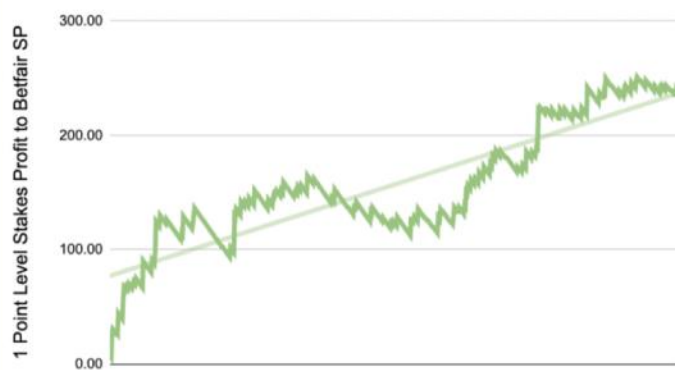
In the old days betting and bookmaking was a gentlemanly sport.

Bookmakers would stand a proper bet and were happy to do battle with savvy punters.

But today it's all accountants and computer tracking and if you've had any success on the horses in recent years you will have restricted accounts where billy bookmaker offers you just a few pennies on any bet you want to take.

The answer is Betfair and Kieran's methods are proven profitable at Betfair SP, which means anyone and everyone can profit from Winning Systems

WS Value Bets - From Jan 1st 2023



[CLICK TO SECURE YOUR DAILY WINNING SYSTEMS SELECTIONS NOW](#)



## Product Reviews

New products for review seem to be low on the ground these days so if you have seen a service you would like to find a little more about, [drop us a line here](#), and we will get our guys on the case! We are always open to suggestions.

**BETVIRAL INTRODUCES...**



**Cost:** Monthly £25.00 / Quarterly £52.00 / Half Yearly £63.00

**The Trial:** We have now come to the end of our three month trial for this tipster.

During the month there were 83 bets – 57 advised to Win and 26 Each Way. 19 of the Win bets were successful for a strike rate of 45.6%.

Only one of the Each Way tips won its race and another 10 were placed.

The month again saw a profit at BOG and Betfair SP although well down on the previous 2 months at 5.47 points at BOG and 1.1 point at Betfair SP after deducting 2% commission to 1 point level stakes.

**Conclusion:** So, with this service showing over a year of winning months it could deserve your consideration. Find out more about the service by [CLICKING HERE](#).



**Cost:** Current Offer 6 months for £77. Monthly-First month £33 then £55 recurring thereafter. Quarterly-£54 then £90 recurring thereafter.

**The Trial:** The second month's review for this WAP horse racing tipster started on the 5<sup>th</sup> of January.

There were 30 Win tips with 9 winners at bookies odds between 4/7 and 3/1, a 30% strike rate. With level 1 point stakes this resulted in a loss of 5.66 points at BOG and a loss of 4.0 points at Betfair SP after deducting 2% commission.

Conclusion: This service needs to significantly improve to live up to its title. [You can find out more about the service here](#).



## Racing Success

[Racing Success](#) is a horse racing tips service designed to fit around daily life, with every bet placed at Betfair SP.

This latest month has seen a small loss on the Win bets of -7.57 points, and a small profit on the place bets of +1.23. The overall results since we started following this have sadly not been anything to write home about.

If you are interested to find out more you can see all of the results of the trial [here](#).



The Challenge has had an excellent latest month turning a profit of +253.97 points! All results to date can be found [here](#).

[Full details of the challenge can be found here.](#)

## **Do You Have What It Takes To Win?**

**If you have the skill to tip winners consistently  
and don't want to work for one of the big pump and dump tipping farms  
then we'd like to hear from you**

**[Click Here to take the First Step](#)**

Winning Tips - Cheap as Chips

## Read on to Learn the Simple Method that can Supplement Your Wage or Pension Starting Today

If you want to win an extra £170, £185 or even £267 a month on the horses but you've been stung by expensive but poor tipsters you'll love the Ten Pound Tipster

I've been betting most of my life and frankly I've fallen for a lot of scams over the years

I've paid big money for tips that promised me huge profits, flashy cars and exotic holidays and they've all failed.

After many years of pain, I finally realised that on my budget I had to find my own way in the betting world.

But I vowed that if I was ever in the position to sell my own winning tips that they would be as cheap as chips.

### Dreaming of Quitting the 9 to 5

I long dreamed of retirement from the 9 to 5 grind and deep down I always believed it was possible and I can now tell you that it is possible.

Like a lot of punters I struggled with losing runs and I have made some strange decisions in the middle of a bad run.

Whatever people might say I know that for me a run of losers will affect my judgement and so will a run of winners.

#### Systems are the Answer

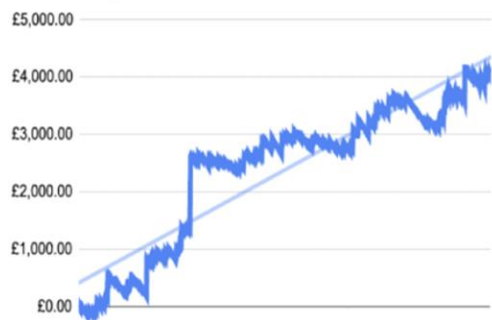
So my solution that would fix my mind problems was to create systems.

Systems with long periods of testing and proofing.

And once I was confident that my systems were profitable then I would commit to backing the selections regardless of the current losing or winning run.

This worked for me because I was safe in the knowledge that my systems picked the selections, following firm rules, cast in stone and that no nervousness on my part could affect the judgement.

Ten Pound Tipster - Betfair SP P/L



Winning Tips Cheap as Chips

Join Now



## Systems List

Platinum members can get a daily email with all systems selections listed – [register here](#)

*All results are as of 15<sup>th</sup> February 2024*

*Gd Denotes Gold system.*

*Pts ISP/BFSP*

### Recently Published – Under Review

**JO-111-16-02-24** – Currently 1 winner from 7 runners and a slight loss of -2.67pts / -2.44pts.

**JO-109-13-12-2023** – No runners so far for 2024. We will review again in a month's time. Review finalises at the end of February.

**JO-109-14-12-2023** – One further runner which lost its race so we are currently -2.90pts / -1.85pts since the method was published. Review finalises at the end of February.

**JO-109-15-12-2023** – System for the Flat Turf season.

**JO-109-33-12-2023** – No runners to date in 2024.

**JO-109-34-12-2023** – Currently +4.00 pts / +5.39pts. No runners for 2024 to date.

**JO-109-35-12-2023** – We had a runner for this system on 13<sup>th</sup> February winning nicely at 17/2. +8.50pts / +9.80pts.

**JO-109-36-12-2023** – Two losing runners to date.

**JO-109-38-12-2023** – Two runners to date including 1 winner at 11/10F so we are not going to be retiring anytime soon. +0.10pts / +0.15pts.

**JO-107-84-10-23: All Year** – Commenced January and no runners to date. Will remain in JO (Recently Published) until end of three month trial period from 1<sup>st</sup> January.

## Approved Systems

**AP-99-100-02-23: December 2023 – February 2024** – Three losing runs so far in 2024 and it may be that this one is archived at the end of the month.

**AP-86-42-01-22- Gd: January** – A poor start to the year with 9 runners and 9 losers, and the three runners which managed to get themselves into the places were all short priced. This system has been archived.

**AP-98-61-01-23-Gd: January – March** – We have had 7 runners so far and 1 winner so a strike rate of 14.29%, however that winner won at 16/1 (21.84 on Betfair Exchange), so we are sitting currently with a profit of +10.00pts / +14.42pts.

**AP-98-62-01-23-Gd: January – March** – We had a modest profit last year (+8.95pts / +11.81pts) and we are hopeful of further returns this year. As yet in 2024 we are off to a slow start with just the 1 winner from 7 runners, but it is early days.

**AP-63-23-02-20-Gd: All Year** – We have lost a few points on the early profits accrued but are still in the positive with +3.00 pts / +4.25 pts.

**AP-94-18-09-22: All Year** – One winning lay bet so far this year, but we would hope to see more runners as the Turf Flat season starts.

**AP-95-28-10-22: All Year** – No runners to date.

**AP-95-30-10-22-Gd:** A small addition to last months profit, and we are now +1.07pts / +1.08pts. Prices of runners are short but we have a 50% strike rate with this one so hopefully we will remain positive in terms of profits.

**AP-98-72-01-23: January – March** – We have dropped just 1 point since last month and are still sitting with +25.00pts / +34.73pts profit with 2 winners from the 10 selections to date winning at 28/1 and 5/1.

**AP-99-02-02-23: January** – Just one winner from 24 runners this year. Something has gone wrong this winter at the stable so we have now archived this system.

**AP-105-46-08-23: All Year** – No runners to date this year.

**AP-106-90-09-23: All Year** – A turf flat system we will expect to start seeing runners during March onwards.

**AP-106-91-09-23-Gd: All Year** – A follow on system from System 90.

**AP-104-54-07-23-Gd: All Year** – We have had 5 runners this year so far with 1 winner (11/2) so we are in profit, albeit slightly +1.50pts / +1.57pts.

**AP-100-Cheltenham: March** - Our Female runners' method for the 2024 Cheltenham Festival.

**AP-100-64-04-23 - Bath Micro System – Published April 2023:** - Cautiously approved for 2024 and the Turf Flat season. Racing at bath recommences Sunday 7<sup>th</sup> April.

**AP-91-05-06-22: June-October** – Minimal effort required with this one as works on quality over quantity.

**AP-104-57-07-23-Gd: July and August** – The trial landed modest profit but returns could had been significantly greater given a couple of rather large, priced placers.

**AP-104-65-07-23: July and August** - Added into a steady portfolio will hopefully boost the bank.

**AP-104-66-07-23: July and August** - This system cleared +33.37/+44.93pts from 22 runners. A nice profit based on minimal effort.

**AP-104-52-07-23: July – September** – Minimal runners but a chance of a good profit and we are hopeful for 2024.

**AP-81-27-08-21-Gd: July-October** – We closed 2023 with this system in profit to +21.83pts/29.45pts Well worthy of yet another year.

**AP-106-92-09-23: September-October** – This system is currently linked to Starting Prices and that is something which is difficult to monitor and not something we encourage but we think we will look at this system again nearer the time as removing the price criteria would still have seen us hit a 40% strike rate.

**AP-106-93-09-23: September-October** – Previous results suggest that this should offer modest returns for little effort in 2024.

**AP-106-96-09-23: September–October** – Few runners with this one mean that it stays in the mix as 2023 saw us just break even. We have everything crossed that this will return to bumper form in 2024.

**AP-95-20-10-22: October** – We are going to forgive the poor strike rate of 2023 and give this one more chance for 2024 to see if it can return to winning ways.

**AP-84-26-11-21 -Gd: November** – After last year's profits +25.58pts / +35.80pts we are guaranteed to be following this one again.

**AP-84-37-11-21-Gd: November** – We will be closing monitoring this one this year following the returns from last year which were positive but not mind blowing.

**AP-107-80-10-23: All Year** – No runners to date in 2024.

**AP-107-81-10-23: All Year** – No runners in 2024.

**AP-107-82-10-23: All Year** – 1 losing runner in 2024 to date.

If you would like to upgrade your account to receive the daily email highlighting when the runners from these systems are entered please upgrade your account to Platinum membership, [you can upgrade your account by clicking here](#).

*All BFSP returns are as per horseracebase which takes into account a 5% commission rate.*

*\*\* Any amendments made to systems Recently published or Approved will be made on the Platinum members website in the Systems Area. Trials ending or Approved Systems considered no longer of value or no longer successful will be moved from Approved or Jurys Out to Archived as required.*

*If you need to see the current rationale for any changes in the daily system listings, please search for the system using the codes shown. (The easiest way to do this is to go to the Platinum Members Area and search using the first two numbers of the system reference, for example: for JO-101-09-04-23\* search using 101-09).*



“

Thank you so much, **I managed to get 40/1 with Bet365**  
for Triple Time brilliant come back (from holiday) tip

CARLOS TABORDA E SILVA  
Daily Punt Commenter

“

**Excellent tipping John**, well done and thanks for sharing!

GERRY  
Daily Punt Commenter

“

Hi John **incredible tipping** well done and thanks very much

LARRY W  
Daily Punt Commenter

“

Thank you for yesterday's winner. For me **you're the most consistent tipster there is** and your intuitive analysis of the races you preview culminates in winners at rewarding odds on a regular basis. Thank you Sir for providing a quality service

TOM O  
Daily Punt Commenter

[Register for Free Tips at DailyPunt.com](https://www.dailypunt.com)



## Platinum Members Area

Our Platinum members get access to a range of member related content, tipster trials, guest tipsters, all past and current systems, and archived posts.

The Platinum Navigation to the right of the web page is your starting point.



[Betting Strategy](#) [Racing FAQs](#) [Login](#) [Platinum Members](#) [Free Subscription](#)

**Take a Free Subscription**  
**On Course Profits**  
**Free Systems ~ Free Strategies ~ Free Tips**

## Platinum Members Area

Welcome to the On Course Profits - Platinum Members Area. The latest member posts are listed below.

The menu Platinum Navigation to the right of this page is your friend and will link you to your magazines, the systems and the tipping archives.

If you would like an email alert when tipster selections are posted go to the [Email Alerts](#) page to register for alerts

**Members Navigation**

Platinum Members Area

The drop down menu, highlighted in the image above in blue is your friend and guide and will link you directly to your magazines, the systems, and the tipping archives.

If you would like an email alert when tipster selections are posted go to the [Email Alerts](#) page to register for alerts.

## Platinum Members Update

Here are the results as at the **midway point of February**.

### **Daily Bulletin Daily Picks (in association with Inform Racing)**

March +3.92pts profit from 106.5pts staked (+3.68% ROI)

April +93.24pts profit from 88pts staked (+105.95% ROI)

May -16.96pts loss from 116.50pts staked (-14.56% ROI)

June -40.88pts loss from 49pts staked (-83.43% ROI)

July -18.88pts loss from 79pts staked (-23.90% ROI)

August -17.84pts loss from 66pts staked (-27.03% ROI)

Sept -4.16pts loss from 60pts staked (-6.93% ROI)

Oct -3.70pts profit from 88pts staked (-4.20% ROI)

Nov +0.16pts profit from 76pts staked (+0.21% ROI)

Dec -12.10pts loss from 76pts staked (-15.92% ROI)

Jan'24 -24.72pts loss from 92pts staked (-26.87% ROI)

Feb'24 -8.90pts loss from 32pts staked (27.81% ROI)

**Total to date -49.26pts from 929pts staked (-5.30% ROI)**

## **Golf**

The final quarter of 2023 saw us land the spoils with a win for Matthieu Pavon in the Open de Espana (adv 1pt EW 110/1) and Erik Van Rooyen (adv 1.25pts EW 66/1)

Jan/Feb has been pretty low key so far with placers as we await our next big priced winner and the revised total for 2023/4 now sits at **+313.90 points profit coupled with a +12.98% ROI**.

## **Guest Tipster**

Feb – Ten Pound Tips -71.65pts

**Jan - Snowy +44.50pts**

Dec – Pep's Big Race Tips -25.09pts

**Nov – Beat The Jolly +7.00pts**

Oct - Harrygee -6.40pts

Sept - Elite Horse Tips -2.54pts

**August - Jeremiah Catskill +2.43pts**

**July - Bet Alchemist +8.86pts**

June - The Form Guy -14.58pts

**May - Loves Racing +4.62pts**

**April - Victor Value +15.57pts**

March - King of The Picks -13.98pts

## **All Approved System Selections**

Pleased to say that after a loss in December that January made a profit in what was for many a tough month.

For the Approved system selections January finished at + 9.83 for 58 points staked and February so far is + 8.09 for 27 staked.

For all selections Approved and Jury's Out, January was +6.83 for 61 staked and February so far is +18.03 for 30 staked.

We calculate all returns as win bets at Betfair SP with 2% commission deducted, with a 1 point stake.

Where a horse is selected by more than one system, we just back it with 1 point and where multiple selections are selected in the same race, we split our 1 point between them.

We think this is the most sensible approach but understand that some readers will prefer 1 point level stakes on all selections regardless of other bets in the race and that some will prefer to double up stakes when a horse is selected by more than one system.

Platinum members can receive a daily email with these selections and if you are a Platinum reader and don't already receive the mail you can [sign up for email alerts here](#).

Not a Platinum member? [Then you can upgrade your account here](#).

The system mail usually arrives around 1:00 am and includes the Jury's Out (JO) selections as well as the Approved (AP).

# Image Attributions

Front cover image: [\(CC BY-SA 4.0\): Plumpton Races 13 02 2017-6194.jpg | James Boyes | Flickr](#)

Welcome: [www.canva.com](http://www.canva.com)

Market factors for Cheltenham: [Cross-country chase | Cheltenham Festival 2010. | Carine06 | Flickr](#)

Spring Specialists: [Nicky Henderson | Sandown, April 2015. | Carine06 | Flickr](#)

The Midlands Grand National: [Uttoxeter Races 028 | Uttoxeter Races, 30th November 2011 | Lauren Turner | Flickr](#)

Recent Form: [www.canva.com](http://www.canva.com)

Research Corner: [Jockey at Musselburgh | gssavage | Flickr](#)

Welcome To The Flat Season: [www.canva.com](http://www.canva.com).

Product Reviews: [www.canva.com](http://www.canva.com)

Systems List: [www.canva.com](http://www.canva.com)

Platinum Page: [IMG\\_2069 ed | Ronnie Macdonald | Flickr](#)